

**GIUNTI
AUTOMATICI
PER ARIA
COMPRESSA**
SERIE UNIVERSALE
TIERRE

PLUS

**CONNESSIONE E DISCONNESSIONE
SEMPLICE**

**ADATTI PER APPLICAZIONI
PNEUMATICHE**

**COMPATIBILE CON PROFILI SVIZZERA,
ITALIA, AMERICA E GERMANIA**





p. 434 / **8410FM**



p. 434 / **8420FF**



p. 434 / **8430RE**



p. 434 / **8440PO**



p. 435 / **8450MO**



p. 435 / **8410FM-LU**



p. 435 / **8420FF-LU**






 -15°C ÷ +80°C

 da 0 a 16 Bar

PORTATA
2100 l/m a 6 Bar
1500 l/m a 6 bar
(8410FM-LU e 8420FF-LU)

 Cilindrica gas BSPP
da G1/8" a G1/2"

 Ottone con sfere in acciaio

PROFILO

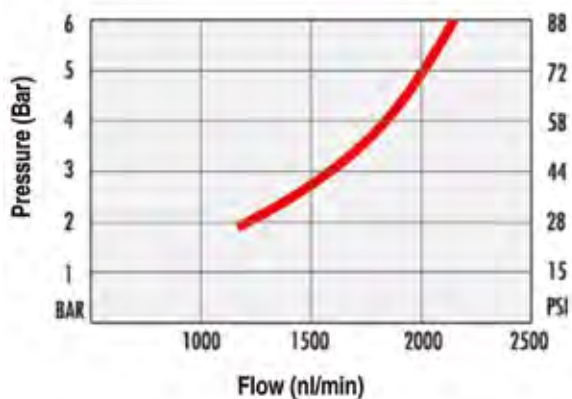


  **REACH**
Prodotti conformi alla direttiva 2002/95/EC

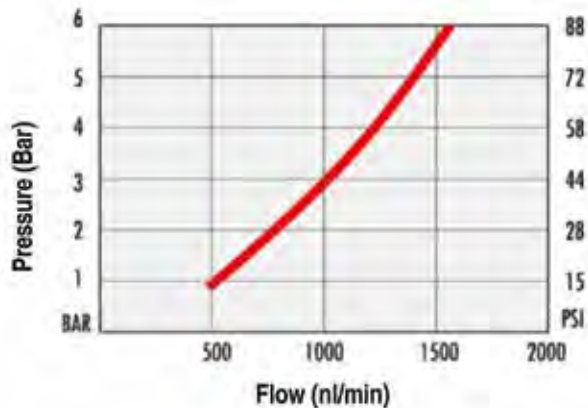
RoHS2

Prodotti conformi alla direttiva 2011/65/EU

SERIE UNIVERSALE TIERRE

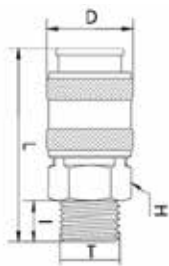


SERIE UNIVERSALE TIERRE LIGHT



8410FM

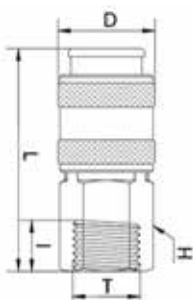
Giunto maschio cilindrico BSPP



CODE	T	I	D	L	H
8410FM02	G1/4"	11,0	24,0	58,0	20
8410FM03	G3/8"	11,5	24,0	54,0	20
8410FM04	G1/2"	14,0	24,0	56,5	22

8420FF

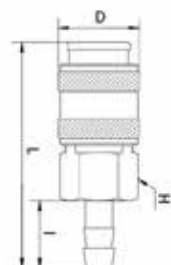
Giunto femmina cilindrico BSPP



CODE	T	I	D	L	H
8420FF02	G1/4"	11,0	24,0	55,0	20
8420FF03	G3/8"	12,0	24,0	55,0	20
8420FF04	G1/2"	14,0	28,0	55,0	25

8430RE

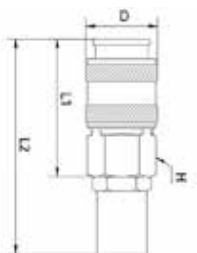
Giunto con resca



CODE	Ø	I	D	L	H
8430RE06	6	20,0	24,0	67,0	20
8430RE08	8	20,0	24,0	67,0	20
8430RE10	10	20,0	24,0	67,0	20
8430RE12	12	24,0	24,0	71,0	20

8440PO

Giunto con portagomma

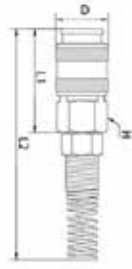


CODE	Ø	D	L1	L2	H
8440PO610	6X10	24,0	47,0	73,0	20
8440PO612	6X12	24,0	47,0	73,0	20
8440PO614	6X14	24,0	47,0	73,0	20
8440PO812	8X12	24,0	47,0	73,5	20
8440PO814	8X14	24,0	47,0	73,5	20
8440PO817	8X17	24,0	47,0	73,5	20
8440PO10145	10X14,5	24,0	47,0	73,5	20
8440PO1017	10X17	24,0	47,0	73,5	20
8440PO1019	10X19	24,0	47,0	77,0	20



8450MO

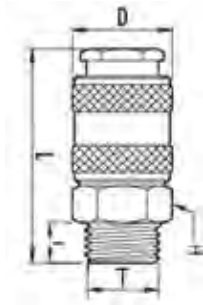
Giunto con molla



CODE	Ø	D	L1	L2	H
8450MO58	5X8	24,0	47,0	148,0	20
8450MO68	6X8	24,0	47,0	148,0	20
8450MO810	8X10	24,0	47,0	148,0	20
8450MO6510	6,5X10	24,0	47,0	148,0	20
8450MO812	8X12	24,0	42,5	160,0	20
8450MO1012	10X12	24,0	42,5	160,0	20

8410FM-LU

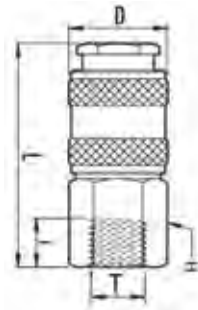
Giunto maschio cilindrico BSPP - serie leggera



CODE	T	I	D	L	H
8410FM02LU	G1/4"	9	22	52	19
8410FM03LU	G3/8"	9	22	47,5	19
8410FM04LU	G1/2"	10,5	22	48,5	22

8420FF-LU

Giunto femmina cilindrico BSPP - serie leggera



CODE	T	I	D	L	H
8420FF02LU	G1/4"	11	22	52,5	19
8420FF03LU	G3/8"	12	22	52,5	19



