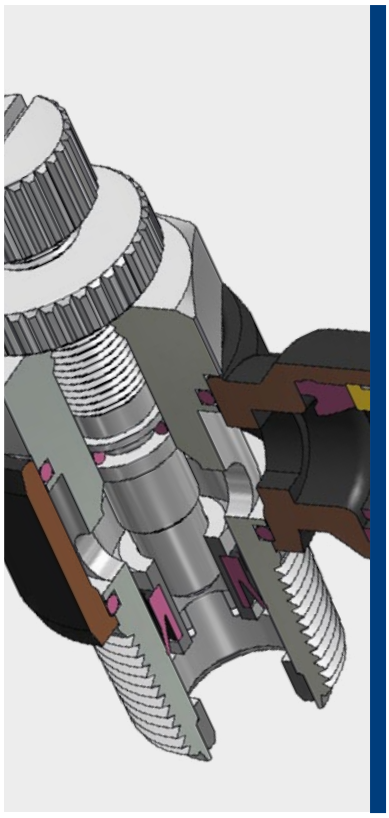

0°C ÷ 60°C

Pressione d'esercizio:
10 Bar
Pressione negativa:
- 0,95 Bar (- 95 Kpa)

Aria compressa & Vuoto
(da non utilizzare con acqua)

- Conica gas BSPT ISO 7
  da R1/8" a R1/2" preteflonata
- Cilindrica gas BSPP ISO 228
  con OR da G1/8" a G1/2"
- Metrica ISO 262
  M5 e M6

Poliammide PA,
Poliuretano PU,
Polietilene PE

Regolazione di flusso manuale
e a cacciavite

Corpo: Ottone nichelato e PBT
Colletto: POM
Collare: Zinco
Pinza: Acciaio inox AISI 301
Distanziale: POM
Guarnizione: NBR
O-ring: NBR
Pomello: Ottone nichelato
Ghiera di fissaggio: Ottone nichelato

SILICONE FREE

REACH COMPLIANT — Prodotti conformi al regolamento CE 1907/2006

RoHS3 — Prodotti conformi alla direttiva EU 2015/863

DETTAGLI COSTRUTTIVI

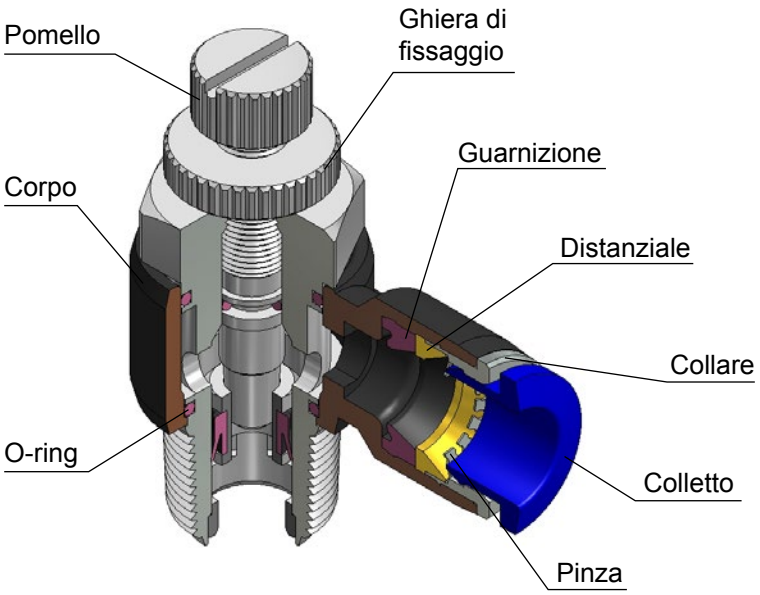

SCARICO (PER CILINDRI)
colletto blu

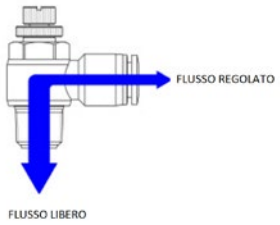

ALIMENTAZIONE (PER VALVOLE)
colletto rosso

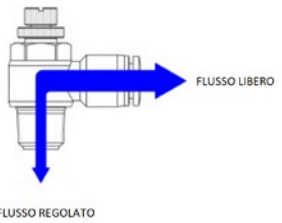

COPPIA DI SERRAGGIO
CONICA GAS BSPT ISO 7

FILETTO	1/8"	1/4"	3/8"	1/2"
Nm	7	12	22	28

COPPIA DI SERRAGGIO
CILINDRICA GAS BSPP ISO 228 & METRICA ISO 262

FILETTO	M5x0,8	M6x1	1/8"	1/4"	3/8"	1/2"
Nm	1,5	2,3	10	15	25	40

NSC03M5
NSC04M5
NSC06M5

Controllo del Flusso

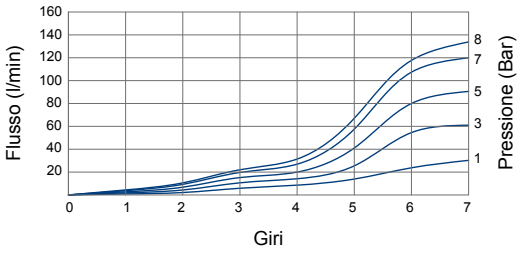

Flusso Libero

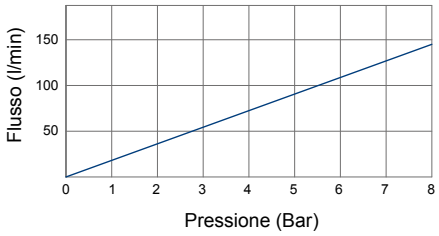

NSC0401
NSC0601
NSC0801
NSC1001

Controllo del Flusso

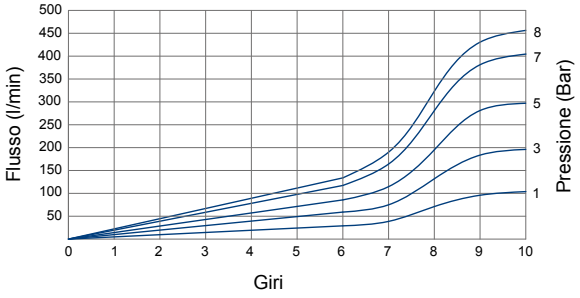

Flusso Libero

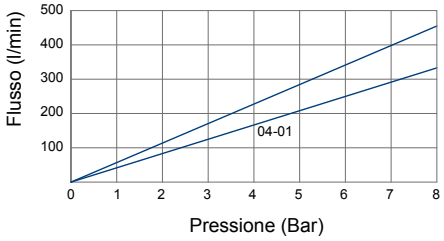

NSC0402
NSC0602
NSC0802
NSC1002
NSC1202

Controllo del Flusso

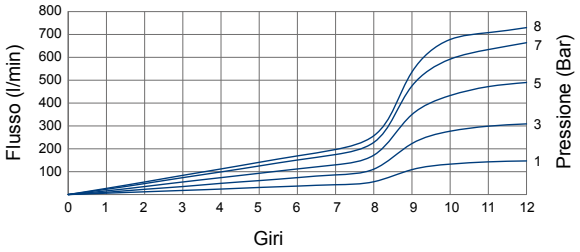

Flusso Libero

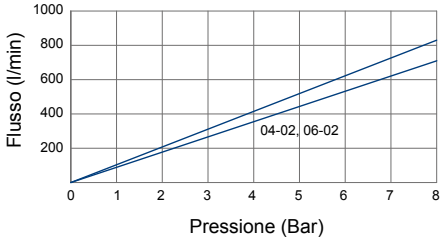

NSC0603
NSC0803
NSC1003
NSC1203

Controllo del Flusso

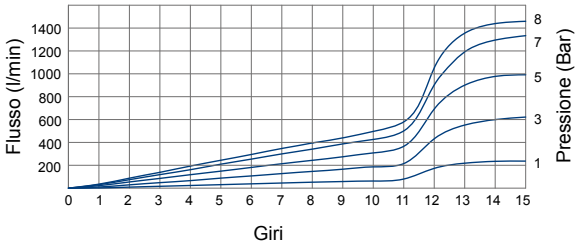

Flusso Libero

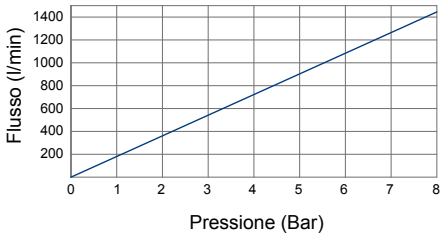

NSC0604
NSC0804
NSC1004
NSC1204

Controllo del Flusso

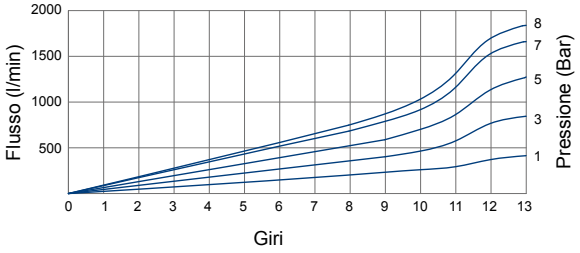

Flusso Libero

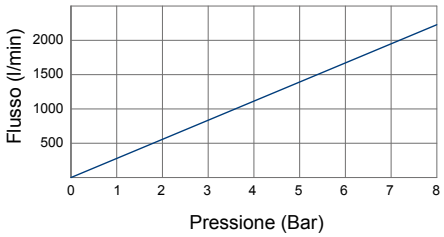

disegni e dati tecnici non sono vincolanti e possono essere modificati senza preavviso

NSC-R

Regolatore di flusso unidirezionale a banjo, orientabile conico BSPT per cilindri, con regolazione manuale

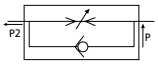

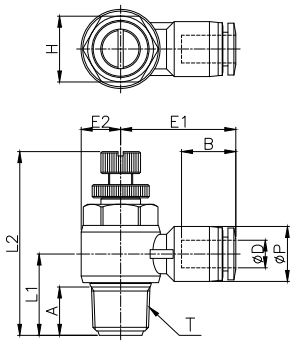

CODICE	ØD	T	ØP	L1	L2 MIN	L2 MAX	E1	E2	A	B	H	g
NSC04R01	4	R 1/8"	10.5	15.1	35.5	40.7	23.3	7.0	8.2	15.3	11	20.0
NSC04R02		R 1/4"	10.5	18.5	40.3	46.6	25.3	9.0	11.0	15.3	15	36.0
NSC06R01	6	R 1/8"	12.5	15.1	35.5	40.7	24.2	7.0	8.2	16.4	11	21.0
NSC06R02		R 1/4"	12.5	18.4	40.3	46.6	26.2	9.0	11.0	16.4	15	37.0
NSC06R03		R 3/8"	12.5	21.9	46.9	54.9	27.7	11.0	12.2	16.4	19	70.0
NSC06R04		R 1/2"	12.5	26.5	54.0	60.1	30.8	14.0	16.5	16.4	24	108.0
NSC08R01	8	R 1/8"	14.5	16.2	35.5	40.7	26,0	7.0	8.2	18.3	11	22.0
NSC08R02		R 1/4"	14.5	19.3	40.3	46.6	28,0	9.0	11.0	18.3	15	38.0
NSC08R03		R 3/8"	14.5	21.9	46.9	54.9	29,0	11.0	12.2	18.3	19	71.0
NSC08R04		R 1/2"	14.5	26.5	54.0	60.1	31.9	14.0	16.5	18.3	24	109.0
NSC10R01	10	R 1/8"	17.5	17.7	35.5	40.7	27.9	7.0	8.2	19.7	11	26.0
NSC10R02		R 1/4"	17.5	20.7	40.3	46.6	29.9	9.0	11.0	19.7	15	42.0
NSC10R03		R 3/8"	17.5	23.2	46.9	54.9	31.0	11.2	12.2	19.7	19	73.0
NSC10R04		R 1/2"	17.5	26.5	54.0	60.1	33.4	14.0	16.5	19.7	24	110.0
NSC12R02	12	R 1/4"	20.5	22.2	40.3	46.6	33.3	9.0	11.0	22.4	15	45.0
NSC12R03		R 3/8"	20.5	24.0	46.9	54.9	33.7	11.5	12.2	21.9	19	75.0
NSC12R04		R 1/2"	20.5	28.0	54.0	60.1	36.1	14.0	16.5	21.9	24	113.0

NSC-R-IN

Regolatore di flusso unidirezionale a banjo, orientabile conico BSPT per valvole, con regolazione manuale

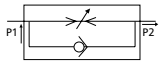

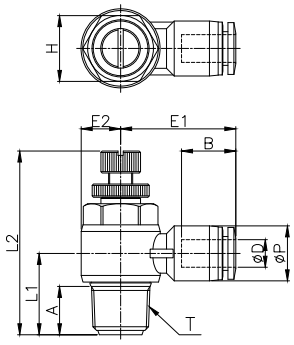

CODICE	ØD	T	ØP	L1	L2 MIN	L2 MAX	E1	E2	A	B	H	g
NSC04R01-IN	4	R 1/8"	10.5	15.1	35.5	40.7	23.3	7.0	8.2	15.3	11	20.0
NSC04R02-IN		R 1/4"	10.5	18.5	40.3	46.6	25.3	9.0	11.0	15.3	15	36.0
NSC06R01-IN	6	R 1/8"	12.5	15.1	35.5	40.7	24.2	7.0	8.2	16.4	11	21.0
NSC06R02-IN		R 1/4"	12.5	18.4	40.3	46.6	26.2	9.0	11.0	16.4	15	37.0
NSC06R03-IN		R 3/8"	12.5	21.9	46.9	54.9	27.7	11.0	12.2	16.4	19	70.0
NSC06R04-IN		R 1/2"	12.5	26.5	54.0	60.1	30.8	14.0	16.5	16.4	24	108.0
NSC08R01-IN	8	R 1/8"	14.5	16.2	35.5	40.7	26,0	7.0	8.2	18.3	11	22.0
NSC08R02-IN		R 1/4"	14.5	19,3	40.3	46.6	28,0	9.0	11.0	18.3	15	38.0
NSC08R03-IN		R 3/8"	14.5	21.9	46.9	54.9	29,0	11.0	12.2	18.3	19	71.0
NSC08R04-IN		R 1/2"	14.5	26.5	54.0	60.1	31.9	14.0	16.5	18.3	24	109.0
NSC10R01-IN	10	R 1/8"	17.5	17.7	35.5	40.7	27.9	7.0	8.2	19.7	11	26.0
NSC10R02-IN		R 1/4"	17.5	20.7	40.3	46.6	29.9	9.0	11.0	19.7	15	42.0
NSC10R03-IN		R 3/8"	17.5	23.2	46.9	54.9	31.0	11.2	12.2	19.7	19	73.0
NSC10R04-IN		R 1/2"	17.5	26.5	54.0	60.1	33.4	14.0	16.5	19.7	24	110.0
NSC12R02-IN	12	R 1/4"	20.5	22.2	40.3	46.6	33.3	9.0	11.0	22.4	15	45.0
NSC12R03-IN		R 3/8"	20.5	24.0	46.9	54.9	33.7	11.5	12.2	21.9	19	75.0
NSC12R04-IN		R 1/2"	20.5	28.0	54.0	60.1	36.1	14.0	16.5	21.9	24	113.0

NSC-G

Regolatore di flusso unidirezionale a banjo, girevole cilindrico BSPP & metrico per cilindri, con regolazione manuale

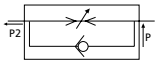

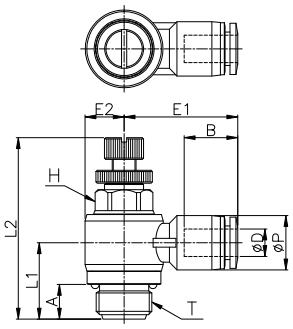

CODICE	ØD	T	ØP	L1	L2 MIN	L2 MAX	E1	E2	A	B	H	g
NSC03M5	3	M5x0.8P	7.8	9.6	27.1	29.1	16.5	5.0	3.6	11.3	8	8.0
NSC04M3	4	M3x0.5P	10.3	10.3	27.1	29.1	20.2	5.0	3.0	14.8	8	8.2
NSC04M5		M5x0.8P	10.3	10.3	27.1	29.1	20.2	5.0	3.6	14.8	8	9.0
NSC04G01		G 1/8"	10.5	15.3	34.6	39.8	23.3	7.0	6.0	15.3	8	20.0
NSC04G02		G 1/4"	10.5	17.6	39.8	46.1	25.3	9.0	8.0	15.3	12	34.0
NSC06M5	6	M5x0.8P	12.5	11.4	27.1	29.1	22.7	5.0	3.6	16.4	8	10.0
NSC06G01		G 1/8"	12.5	15.3	34.6	39.8	24.2	7.0	6.0	16.4	8	20.0
NSC06G02		G 1/4"	12.5	17.6	39.8	46.1	26.2	9.0	8.0	16.4	12	36.0
NSC06G03		G 3/8"	12.5	21.4	47.7	54.9	27.7	11.0	8.0	16.4	14	68.0
NSC06G04		G 1/2"	12.5	22.9	54.5	61.7	30.8	14.0	9.0	16.4	17	103.0
NSC08G01	8	G 1/8"	14.5	14.2	34.6	39.8	25.9	7.0	6.0	18.3	8	22.0
NSC08G02		G 1/4"	14.5	16.9	39.8	46.1	27.9	9.0	8.0	18.3	12	37.0
NSC08G03		G 3/8"	14.5	21.4	47.7	54.9	28.9	11.0	8.0	18.3	14	69.0
NSC08G04		G 1/2"	14.5	22.9	54.5	61.7	31.8	14.0	9.0	18.3	17	104.0
NSC10G01	10	G 1/8"	17.5	12.7	34.6	39.8	27.9	7.0	6.0	19.7	8	26.0
NSC10G02		G 1/4"	17.5	16.4	39.8	46.1	29.9	9.0	8.0	19.7	12	41.0
NSC10G03		G 3/8"	17.5	20.1	47.7	54.9	31.0	11.2	8.0	19.7	14	71.0
NSC10G04		G 1/2"	17.5	22.9	54.5	61.7	33.4	14.0	9.0	19.7	17	106.0
NSC12G02	12	G 1/4"	20.5	14.9	39.8	46.1	33.3	9.0	8.0	22.4	12	43.0
NSC12G03		G 3/8"	20.5	19.3	47.7	54.9	33.7	11.5	8.0	21.9	14	71.0
NSC12G04		G 1/2"	20.5	21.6	54.5	61.7	36.1	14.0	9.0	21.9	17	108.0

NSC-G-IN

Regolatore di flusso unidirezionale a banjo, girevole cilindrico BSPP & metrico per valvole, con regolazione manuale

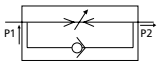

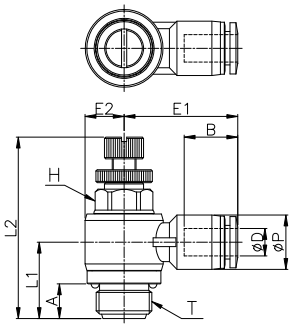

CODICE	ØD	T	ØP	L1	L2 MIN	L2 MAX	E1	E2	A	B	H	g
NSC03M5-IN	3	M5x0.8P	7.8	9.6	27.1	29.1	16.5	5.0	3.6	11.3	8	8.0
NSC04M3-IN	4	M3x0.5P	10.3	10.3	27.1	29.1	20.2	5.0	3.0	14.8	8	8.2
NSC04M5-IN		M5x0.8P	10.3	10.3	27.1	29.1	20.2	5.0	3.6	14.8	8	9.0
NSC04G01-IN		G 1/8"	10.5	15.3	34.6	39.8	23.3	7.0	6.0	15.3	8	20.0
NSC04G02-IN		G 1/4"	10.5	17.6	39.8	46.1	25.3	9.0	8.0	15.3	12	34.0
NSC06M5-IN	6	M5x0.8P	12.5	11.4	27.1	29.1	22.7	5.0	3.6	16.4	8	10.0
NSC06G01-IN		G 1/8"	12.5	15.3	34.6	39.8	24.2	7.0	6.0	16.4	8	20.0
NSC06G02-IN		G 1/4"	12.5	17.6	39.8	46.1	26.2	9.0	8.0	16.4	12	36.0
NSC06G03-IN		G 3/8"	12.5	21.4	47.7	54.9	27.7	11.0	8.0	16.4	14	68.0
NSC06G04-IN		G 1/2"	12.5	22.9	54.5	61.7	30.8	14.0	9.0	16.4	17	103.0
NSC08G01-IN	8	G 1/8"	14.5	14.2	34.6	39.8	25.9	7.0	6.0	18.3	8	22.0
NSC08G02-IN		G 1/4"	14.5	16.9	39.8	46.1	27.9	9.0	8.0	18.3	12	37.0
NSC08G03-IN		G 3/8"	14.5	21.4	47.7	54.9	28.9	11.0	8.0	18.3	14	69.0
NSC08G04-IN		G 1/2"	14.5	22.9	54.5	61.7	31.8	14.0	9.0	18.3	17	104.0
NSC10G01-IN	10	G 1/8"	17.5	12.7	34.6	39.8	27.9	7.0	6.0	19.7	8	26.0
NSC10G02-IN		G 1/4"	17.5	16.4	39.8	46.1	29.9	9.0	8.0	19.7	12	41.0
NSC10G03-IN		G 3/8"	17.5	20.1	47.7	54.9	31.0	11.2	8.0	19.7	14	71.0
NSC10G04-IN		G 1/2"	17.5	22.9	54.5	61.7	33.4	14.0	9.0	19.7	17	106.0
NSC12G02-IN	12	G 1/4"	20.5	14.9	39.8	46.1	33.3	9.0	8.0	22.4	12	43.0
NSC12G03-IN		G 3/8"	20.5	19.3	47.7	54.9	33.7	11.5	8.0	21.9	14	71.0
NSC12G04-IN		G 1/2"	20.5	21.6	54.5	61.7	36.1	14.0	9.0	21.9	17	108.0

disegni e dati tecnici non sono vincolanti e possono essere modificati senza preavviso

NSC-R-DC

Regolatore di flusso unidirezionale a banjo, orientabile conico BSPT per cilindri, con regolazione a cacciavite

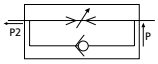

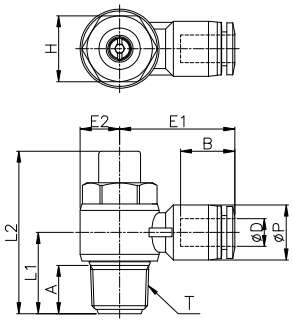

CODICE	ØD	T	ØP	L1	L2	E1	E2	A	B	H	g
NSC-04R01-DC	4	R 1/8"	10.5	15.1	31.5	23.3	7.0	8.2	15.3	11	16.0
NSC-04R02-DC		R 1/4"	10.5	18.4	37.0	25.3	9.0	11.0	15.3	15	35.0
NSC-06R01-DC	6	R 1/8"	12.5	15.1	31.5	24.2	7.0	8.2	16.4	11	18.0
NSC-06R02-DC		R 1/4"	12.5	18.4	37.0	26.2	9.0	11.0	16.4	15	33.0
NSC-06R03-DC		R 3/8"	12.5	21.9	43.3	27.7	11.0	12.2	16.4	19	63.0
NSC-06R04-DC		R 1/2"	12.5	26.5	50.2	30.8	14.0	16.5	16.4	24	108.0
NSC-08R01-DC	8	R 1/8"	14.5	16.2	31.5	25.9	7.0	8.2	18.3	11	20.0
NSC-08R02-DC		R 1/4"	14.5	19.2	37.0	27.9	9.0	11.0	18.3	15	34.0
NSC-08R03-DC		R 3/8"	14.5	21.9	43.3	28.9	11.0	12.2	18.3	19	64.0
NSC-08R04-DC		R 1/2"	14.5	26.5	50.2	31.8	14.0	16.5	18.3	24	100.0
NSC-10R01-DC	10	R 1/8"	17.5	17.7	31.5	27.9	7.0	8.2	19.7	11	26.0
NSC-10R02-DC		R 1/4"	17.5	20.7	37.0	29.9	9.0	11.0	19.7	15	38.0
NSC-10R03-DC		R 3/8"	17.5	23.2	43.3	31.0	11.2	12.2	19.7	19	63.0
NSC-10R04-DC		R 1/2"	17.5	26.5	50.2	33.4	14.0	16.5	19.7	24	103.0
NSC-12R02-DC	12	R 1/4"	20.5	22.2	37.0	33.3	9.0	11.0	22.4	15	42.0
NSC-12R03-DC		R 3/8"	20.5	24.0	43.3	33.7	11.5	12.2	21.9	19	65.0
NSC-12R04-DC		R 1/2"	20.5	28.0	50.2	36.1	14.0	16.5	21.9	24	104.0

NSC-R-DC-IN

Regolatore di flusso unidirezionale a banjo, orientabile conico BSPT per valvole, con regolazione a cacciavite

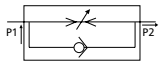

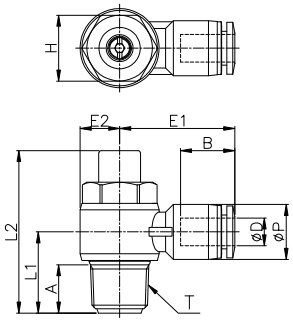

CODICE	ØD	T	ØP	L1	L2	E1	E2	A	B	H	g
NSC-04R01-DC-IN	4	R 1/8"	10.5	15.1	31.5	23.3	7.0	8.2	15.3	11	16.0
NSC-04R02-DC-IN		R 1/4"	10.5	18.4	37.0	25.3	9.0	11.0	15.3	15	35.0
NSC-06R01-DC-IN	6	R 1/8"	12.5	15.1	31.5	24.2	7.0	8.2	16.4	11	18.0
NSC-06R02-DC-IN		R 1/4"	12.5	18.4	37.0	26.2	9.0	11.0	16.4	15	33.0
NSC-06R03-DC-IN		R 3/8"	12.5	21.9	43.3	27.7	11.0	12.2	16.4	19	63.0
NSC-06R04-DC-IN		R 1/2"	12.5	26.5	50.2	30.8	14.0	16.5	16.4	24	108.0
NSC-08R01-DC-IN	8	R 1/8"	14.5	16.2	31.5	25.9	7.0	8.2	18.3	11	20.0
NSC-08R02-DC-IN		R 1/4"	14.5	19.2	37.0	27.9	9.0	11.0	18.3	15	34.0
NSC-08R03-DC-IN		R 3/8"	14.5	21.9	43.3	28.9	11.0	12.2	18.3	19	64.0
NSC-08R04-DC-IN		R 1/2"	14.5	26.5	50.2	31.8	14.0	16.5	18.3	24	100.0
NSC-10R01-DC-IN	10	R 1/8"	17.5	17.7	31.5	27.9	7.0	8.2	19.7	11	26.0
NSC-10R02-DC-IN		R 1/4"	17.5	20.7	37.0	29.9	9.0	11.0	19.7	15	38.0
NSC-10R03-DC-IN		R 3/8"	17.5	23.2	43.3	31.0	11.2	12.2	19.7	19	63.0
NSC-10R04-DC-IN		R 1/2"	17.5	26.5	50.2	33.4	14.0	16.5	19.7	24	103.0
NSC-12R02-DC-IN	12	R 1/4"	20.5	22.2	37.0	33.3	9.0	11.0	22.4	15	42.0
NSC-12R03-DC-IN		R 3/8"	20.5	24.0	43.3	33.7	11.5	12.2	21.9	19	65.0
NSC-12R04-DC-IN		R 1/2"	20.5	28.0	50.2	36.1	14.0	16.5	21.9	24	104.0

NSC-G-DC

Regolatore di flusso unidirezionale a banjo, girevole cilindrico BSPP & metrico per cilindri, regolazione a cacciavite

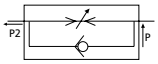

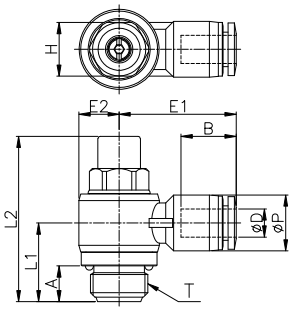

CODICE	ØD	T	ØP	L1	L2	E1	E2	A	B	H	g
NSC-03M5-DC	3	M5x0.8P	7.8	9.6	23.2	16.5	5.0	3.6	11.3	8	6.0
NSC-04M5-DC	4	M5x0.8P	10.5	10.3	23.2	20.2	5.0	3.6	14.8	8	7.0
NSC-04G01-DC		G 1/8"	10.5	15.3	31.5	23.3	7.0	6.0	15.3	8	16.0
NSC-04G02-DC		G 1/4"	10.5	17.6	37.0	25.3	9.0	8.0	15.3	12	35.0
NSC-06M5-DC	6	M5x0.8P	12.5	11.4	23.2	22.7	5.0	3.6	16.4	8	9.0
NSC-06G01-DC		G 1/8"	12.5	15.3	31.5	24.2	7.0	6.0	16.4	8	18.0
NSC-06G02-DC		G 1/4"	12.5	17.6	37.0	26.2	9.0	8.0	16.4	12	33.0
NSC-06G03-DC		G 3/8"	12.5	21.4	43.6	27.7	11.0	8.0	16.4	14	63.0
NSC-06G04-DC		G 1/2"	12.5	22.9	50.0	30.8	14.0	9.0	16.4	17	108.0
NSC-08G01-DC	8	G 1/8"	14.5	14.2	31.5	25.9	7.0	6.0	18.3	8	20.0
NSC-08G02-DC		G 1/4"	14.5	16.9	37.0	27.9	9.0	8.0	18.3	12	34.0
NSC-08G03-DC		G 3/8"	14.5	21.4	43.6	28.9	11.0	8.0	18.3	14	64.0
NSC-08G04-DC		G 1/2"	14.5	22.9	50.0	31.8	14.0	9.0	18.3	17	100.0
NSC-10G01-DC	10	G 1/8"	17.5	12.7	31.5	27.9	7.0	6.0	19.7	8	26.0
NSC-10G02-DC		G 1/4"	17.5	16.4	37.0	29.9	9.0	8.0	19.7	12	38.0
NSC-10G03-DC		G 3/8"	17.5	20.1	43.6	31.0	11.2	8.0	19.7	14	63.0
NSC-10G04-DC		G 1/2"	17.5	22.9	50.0	33.4	14.0	9.0	19.7	17	103.0
NSC-12G02-DC	12	G 1/4"	20.5	14.9	37.0	33.3	9.0	8.0	22.4	12	42.0
NSC-12G03-DC		G 3/8"	20.5	19.3	43.6	33.7	11.5	8.0	21.9	14	65.0
NSC-12G04-DC		G 1/2"	20.5	21.6	50.0	36.1	14.0	9.0	21.9	17	104.0

NSC-G-DC-IN

Regolatore di flusso undirezionale a banjo, girevole cilindrico BSPP & metrico per valvole, regolazione a cacciavite

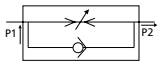

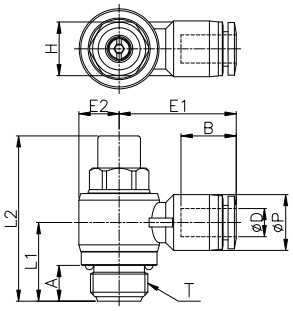

CODICE	ØD	T	ØP	L1	L2	E1	E2	A	B	H	g
NSC-03M5-DC-IN	3	M5x0.8P	7.8	9.6	23.2	16.5	5.0	3.6	11.3	8	6.0
NSC-04M5-DC-IN	4	M5x0.8P	10.5	10.3	23.2	20.2	5.0	3.6	14.8	8	7.0
NSC-04G01-DC-IN		G 1/8"	10.5	15.3	31.5	23.3	7.0	6.0	15.3	8	16.0
NSC-04G02-DC-IN		G 1/4"	10.5	17.6	37.0	25.3	9.0	8.0	15.3	12	35.0
NSC-06M5-DC-IN	6	M5x0.8P	12.5	11.4	23.2	22.7	5.0	3.6	16.4	8	9.0
NSC-06G01-DC-IN		G 1/8"	12.5	15.3	31.5	24.2	7.0	6.0	16.4	8	18.0
NSC-06G02-DC-IN		G 1/4"	12.5	17.6	37.0	26.2	9.0	8.0	16.4	12	33.0
NSC-06G03-DC-IN		G 3/8"	12.5	21.4	43.6	27.7	11.0	8.0	16.4	14	63.0
NSC-06G04-DC-IN		G 1/2"	12.5	22.9	50.0	30.8	14.0	9.0	16.4	17	108.0
NSC-08G01-DC-IN	8	G 1/8"	14.5	14.2	31.5	25.9	7.0	6.0	18.3	8	20.0
NSC-08G02-DC-IN		G 1/4"	14.5	16.9	37.0	27.9	9.0	8.0	18.3	12	34.0
NSC-08G03-DC-IN		G 3/8"	14.5	21.4	43.6	28.9	11.0	8.0	18.3	14	64.0
NSC-08G04-DC-IN		G 1/2"	14.5	22.9	50.0	31.8	14.0	9.0	18.3	17	100.0
NSC-10G01-DC-IN	10	G 1/8"	17.5	12.7	31.5	27.9	7.0	6.0	19.7	8	26.0
NSC-10G02-DC-IN		G 1/4"	17.5	16.4	37.0	29.9	9.0	8.0	19.7	12	38.0
NSC-10G03-DC-IN		G 3/8"	17.5	20.1	43.6	31.0	11.2	8.0	19.7	14	63.0
NSC-10G04-DC-IN		G 1/2"	17.5	22.9	50.0	33.4	14.0	9.0	19.7	17	103.0
NSC-12G02-DC-IN	12	G 1/4"	20.5	14.9	37.0	33.3	9.0	8.0	22.4	12	42.0
NSC-12G03-DC-IN		G 3/8"	20.5	19.3	43.6	33.7	11.5	8.0	21.9	14	65.0
NSC-12G04-DC-IN		G 1/2"	20.5	21.6	50.0	36.1	14.0	9.0	21.9	17	104.0

NSS-R

Regolatore di flusso unidirezionale a banjo, orientabile conico BSPT per cilindri, con regolazione manuale

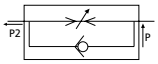

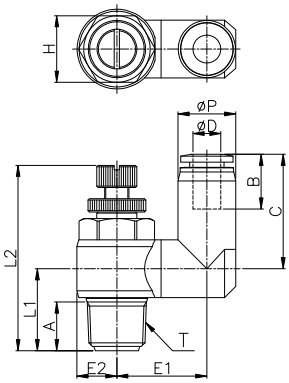

CODICE	ØD	T	ØP	L1	L2 MIN	L2 MAX	E1	E2	A	B	H	C	g
NSS04R01	4	R 1/8"	10.5	15.1	35.5	40.7	14.3	7.0	8.2	14.8	15	20.3	36.1
NSS04R02		R 1/4"	10.5	18.4	40.3	46.6	17.8	9.2	11.0	14.8	15	20.3	36.1
NSS06R01	6	R 1/8"	12.5	15.6	35.5	40.7	15.0	7.0	8.2	16.4	11	24.0	21.1
NSS06R02		R 1/4"	12.5	18.4	40.3	46.6	20.3	9.2	11.0	16.4	15	25.9	38.7
NSS06R03		R 3/8"	12.5	21.9	46.9	54.9	23.3	11.5	12.2	16.4	19	25.9	70.2
NSS08R01	8	R 1/8"	14.8	15.6	35.5	40.7	16.2	7.0	8.2	18.3	11	24.9	22.1
NSS08R02		R 1/4"	14.8	18.4	40.3	46.6	19.3	9.2	11.0	18.3	15	28.3	39.8
NSS08R03		R 3/8"	14.8	22.4	46.9	54.9	24.6	11.5	12.2	18.3	19	29.3	71.4
NSS08R04		R 1/2"	14.8	26.6	54.0	60.1	26.6	14.3	16.5	18.3	24	29.3	110.0
NSS10R02	10	R 1/4"	17.5	18.4	40.3	46.6	20.3	9.2	11.0	20.2	15	30.7	42.2
NSS10R03		R 3/8"	17.5	22.4	46.9	54.9	24.6	11.5	12.2	20.2	19	31.7	73.5
NSS10R04		R 1/2"	17.5	26.7	54.0	60.1	26.7	14.3	16.5	20.2	24	33.1	112.5
NSS12R02	12	R 1/4"	20.5	18.4	40.3	46.6	21.8	9.2	11.0	22.9	15	33.4	44.1
NSS12R03		R 3/8"	20.5	22.4	46.9	54.9	24.6	11.5	12.2	22.9	19	34.4	79.0
NSS12R04		R 1/2"	20.5	26.7	54.0	60.1	26.7	14.3	16.5	22.9	24	35.8	115.9

NSS-R-IN

Regolatore di flusso unidirezionale a banjo, orientabile conico BSPT per valvole, con regolazione manuale

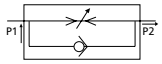

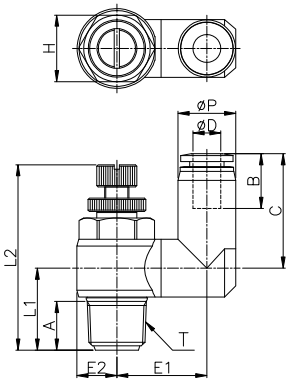

CODICE	ØD	T	ØP	L1	L2 MIN	L2 MAX	E1	E2	A	B	H	C	g
NSS04R01-IN	4	R 1/8"	10.5	15.1	35.5	40.7	14.3	7.0	8.2	14.8	15	20.3	36.1
NSS04R02-IN		R 1/4"	10.5	18.4	40.3	46.6	17.8	9.2	11.0	14.8	15	20.3	36.1
NSS06R01-IN	6	R 1/8"	12.5	15.6	35.5	40.7	15.0	7.0	8.2	16.4	11	24.0	21.1
NSS06R02-IN		R 1/4"	12.5	18.4	40.3	46.6	20.3	9.2	11.0	16.4	15	25.9	38.7
NSS06R03-IN		R 3/8"	12.5	21.9	46.9	54.9	23.3	11.5	12.2	16.4	19	25.9	70.2
NSS08R01-IN	8	R 1/8"	14.8	15.6	35.5	40.7	16.2	7.0	8.2	18.3	11	24.9	22.1
NSS08R02-IN		R 1/4"	14.8	18.4	40.3	46.6	19.3	9.2	11.0	18.3	15	28.3	39.8
NSS08R03-IN		R 3/8"	14.8	22.4	46.9	54.9	24.6	11.5	12.2	18.3	19	29.3	71.4
NSS08R04-IN		R 1/2"	14.8	26.6	54.0	60.1	26.6	14.3	16.5	18.3	24	29.3	110.0
NSS10R02-IN	10	R 1/4"	17.5	18.4	40.3	46.6	20.3	9.2	11.0	20.2	15	30.7	42.2
NSS10R03-IN		R 3/8"	17.5	22.4	46.9	54.9	24.6	11.5	12.2	20.2	19	31.7	73.5
NSS10R04-IN		R 1/2"	17.5	26.7	54.0	60.1	26.7	14.3	16.5	20.2	24	33.1	112.5
NSS12R02-IN	12	R 1/4"	20.5	18.4	40.3	46.6	21.8	9.2	11.0	22.9	15	33.4	44.1
NSS12R03-IN		R 3/8"	20.5	22.4	46.9	54.9	24.6	11.5	12.2	22.9	19	34.4	79.0
NSS12R04-IN		R 1/2"	20.5	26.7	54.0	60.1	26.7	14.3	16.5	22.9	24	35.8	115.9

NSS-G

Regolatore di flusso unidirezionale a banjo, girevole cilindrico BSPP & metrico per cilindri, con regolazione manuale

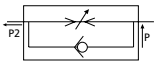

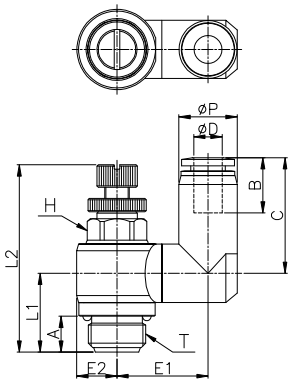

CODICE	ØD	T	ØP	L1	L2 MIN	L2 MAX	E1	E2	A	B	H	C	g
NSS04M5	4	M5x0.8P	10.5	9.6	27.1	29.1	12.3	5.2	3.6	14.8	8	20.3	9.2
NSS04G01		G 1/8"	10.5	15.3	34.6	39.8	14.3	7.0	6.0	14.8	8	20.3	9.2
NSS04G02		G 1/4"	10.5	17.7	39.8	46.1	17.8	9.2	8.0	14.8	12	20.2	19.4
NSS06M5	6	M5x0.8P	12.5	9.6	27.1	29.1	13.3	5.2	3.6	16.4	8	22.4	10.2
NSS06G01		G 1/8"	12.5	14.7	34.6	39.8	15.0	7.0	6.0	16.4	8	24.0	21.1
NSS06G02		G 1/4"	12.5	17.6	39.8	46.1	20.3	9.2	8.0	16.4	12	25.9	38.7
NSS06G03		G 3/8"	12.5	21.4	47.7	54.9	23.3	11.5	8.0	16.4	14	25.9	70.2
NSS08G01	8	G 1/8"	14.8	14.7	34.6	39.8	16.2	7.0	6.0	18.3	8	24.9	22.1
NSS08G02		G 1/4"	14.8	17.6	39.8	46.1	19.3	9.2	8.0	18.3	12	28.3	39.8
NSS08G03		G 3/8"	14.8	20.8	47.7	54.9	24.6	11.5	8.0	18.3	14	29.3	71.4
NSS08G04		G 1/2"	14.8	23.0	54.0	60.1	26.6	14.3	9.0	18.3	17	29.3	110.0
NSS10G02	10	G 1/4"	17.5	17.6	39.8	46.1	20.3	9.2	8.0	20.2	12	30.7	42.2
NSS10G03		G 3/8"	17.5	20.8	47.7	54.9	24.6	11.5	8.0	20.2	14	31.7	73.5
NSS10G04		G 1/2"	17.5	22.9	54.0	60.1	26.7	14.3	9.0	20.2	17	33.1	112.5
NSS12G02	12	G 1/4"	20.5	17.6	39.8	46.1	21.8	9.2	8.0	22.9	12	33.4	44.1
NSS12G03		G 3/8"	20.5	20.8	47.7	54.9	24.6	11.5	8.0	22.9	14	34.4	79.0
NSS12G04		G 1/2"	20.5	22.9	54.0	60.1	26.7	14.3	9.0	22.9	17	35.8	115.9

NSS-G-IN

Regolatore di flusso unidirezionale a banjo, girevole cilindrico BSPP & metrico per valvole, regolazione manuale

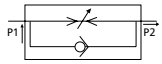

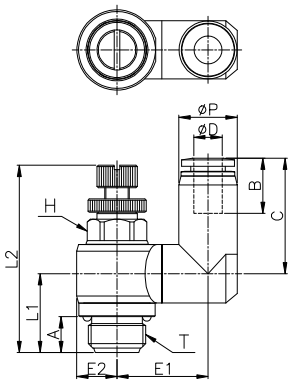

CODICE	ØD	T	ØP	L1	L2 MIN	L2 MAX	E1	E2	A	B	H	C	g
NSS04M5-IN	4	M5x0.8P	10.5	9.6	27.1	29.1	12.3	5.2	3.6	14.8	8	20.3	9.2
NSS04G01-IN		G 1/8"	10.5	15.3	34.6	39.8	14.3	7.0	6.0	14.8	8	20.3	9.2
NSS04G02-IN		G 1/4"	10.5	17.7	39.8	46.1	17.8	9.2	8.0	14.8	12	20.2	19.4
NSS06M5-IN	6	M5x0.8P	12.5	9.6	27.1	29.1	13.3	5.2	3.6	16.4	8	22.4	10.2
NSS06G01-IN		G 1/8"	12.5	14.7	34.6	39.8	15.0	7.0	6.0	16.4	8	24.0	21.1
NSS06G02-IN		G 1/4"	12.5	17.6	39.8	46.1	20.3	9.2	8.0	16.4	12	25.9	38.7
NSS06G03-IN		G 3/8"	12.5	21.4	47.7	54.9	23.3	11.5	8.0	16.4	14	25.9	70.2
NSS08G01-IN	8	G 1/8"	14.8	14.7	34.6	39.8	16.2	7.0	6.0	18.3	8	24.9	22.1
NSS08G02-IN		G 1/4"	14.8	17.6	39.8	46.1	19.3	9.2	8.0	18.3	12	28.3	39.8
NSS08G03-IN		G 3/8"	14.8	20.8	47.7	54.9	24.6	11.5	8.0	18.3	14	29.3	71.4
NSS08G04-IN		G 1/2"	14.8	23.0	54.0	60.1	26.6	14.3	9.0	18.3	17	29.3	110.0
NSS10G02-IN	10	G 1/4"	17.5	17.6	39.8	46.1	20.3	9.2	8.0	20.2	12	30.7	42.2
NSS10G03-IN		G 3/8"	17.5	20.8	47.7	54.9	24.6	11.5	8.0	20.2	14	31.7	73.5
NSS10G04-IN		G 1/2"	17.5	22.9	54.0	60.1	26.7	14.3	9.0	20.2	17	33.1	112.5
NSS12G02-IN	12	G 1/4"	20.5	17.6	39.8	46.1	21.8	9.2	8.0	22.9	12	33.4	44.1
NSS12G03-IN		G 3/8"	20.5	20.8	47.7	54.9	24.6	11.5	8.0	22.9	14	34.4	79.0
NSS12G04-IN		G 1/2"	20.5	22.9	54.0	60.1	26.7	14.3	9.0	22.9	17	35.8	115.9

NSS-R-DC

Regolatore di flusso unidirezionale a banjo, orientabile conico BSPT per cilindri, con regolazione a cacciavite

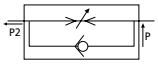

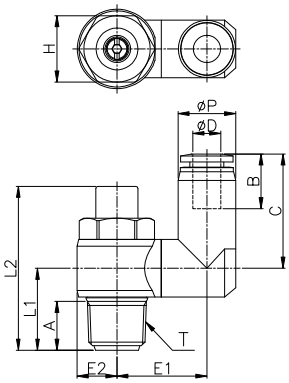

CODICE	ØD	T	ØP	L1	L2	E1	E2	A	B	H	C	g
NSS-04R01-DC	4	R 1/8"	10,5	15,1	31,5	14,3	7,0	8,2	14,8	11	20,3	16,0
NSS-04R02-DC		R 1/4"	10,5	18,4	37,0	17,8	9,2	11,0	14,8	15	20,3	35,0
NSS-06R01-DC	6	R 1/8"	12,5	15,6	31,5	15,0	7,0	8,2	16,4	11	24,0	18,0
NSS-06R02-DC		R 1/4"	12,5	18,4	37,0	20,3	9,2	11,0	16,4	15	25,9	33,0
NSS-06R03-DC		R 3/8"	12,5	21,9	43,3	23,3	11,5	12,2	16,4	19	25,9	63,0
NSS-08R01-DC	8	R 1/8"	14,8	15,6	31,5	16,2	7,0	8,2	18,3	11	24,9	20,0
NSS-08R02-DC		R 1/4"	14,8	18,4	37,0	19,3	9,2	11,0	18,3	15	28,3	34,0
NSS-08R03-DC		R 3/8"	14,8	22,4	43,3	24,6	11,5	12,2	18,3	19	29,3	64,0
NSS-08R04-DC		R 1/2"	14,8	26,6	50,2	26,6	14,3	16,5	18,3	24	29,3	100,0
NSS-10R02-DC	10	R 1/4"	17,5	18,4	37,0	20,3	9,2	11,0	20,2	15	30,7	38,0
NSS-10R03-DC		R 3/8"	17,5	22,4	43,3	24,6	11,5	12,2	20,2	19	31,7	63,0
NSS-10R04-DC		R 1/2"	17,5	26,7	50,2	26,7	14,3	16,5	20,2	24	33,1	103,0
NSS-12R02-DC	12	R 1/4"	20,5	18,4	37,0	21,8	9,2	11,0	22,9	15	33,4	42,0
NSS-12R03-DC		R 3/8"	20,5	22,4	43,3	24,6	11,5	12,2	22,9	19	34,4	65,0
NSS-12R04-DC		R 1/2"	20,5	26,7	50,2	26,7	14,3	16,5	22,9	24	35,8	104,0

NSS-R-DC-IN

Regolatore di flusso unidirezionale a banjo, orientabile conico BSPT per valvole, con regolazione a cacciavite

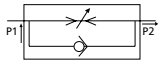

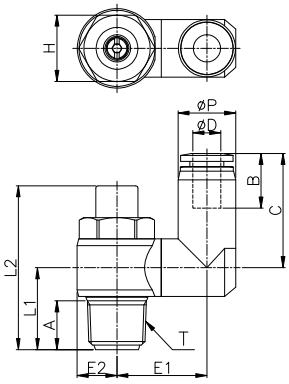

CODICE	ØD	T	ØP	L1	L2	E1	E2	A	B	H	C	g
NSS-04R01-DC-IN	4	R 1/8"	10,5	15,1	31,5	14,3	7,0	8,2	14,8	11	20,3	16,0
NSS-04R02-DC-IN		R 1/4"	10,5	18,4	37,0	17,8	9,2	11,0	14,8	15	20,3	35,0
NSS-06R01-DC-IN	6	R 1/8"	12,5	15,6	31,5	15,0	7,0	8,2	16,4	11	24,0	18,0
NSS-06R02-DC-IN		R 1/4"	12,5	18,4	37,0	20,3	9,2	11,0	16,4	15	25,9	33,0
NSS-06R03-DC-IN		R 3/8"	12,5	21,9	43,3	23,3	11,5	12,2	16,4	19	25,9	63,0
NSS-08R01-DC-IN	8	R 1/8"	14,8	15,6	31,5	16,2	7,0	8,2	18,3	11	24,9	20,0
NSS-08R02-DC-IN		R 1/4"	14,8	18,4	37,0	19,3	9,2	11,0	18,3	15	28,3	34,0
NSS-08R03-DC-IN		R 3/8"	14,8	22,4	43,3	24,6	11,5	12,2	18,3	19	29,3	64,0
NSS-08R04-DC-IN		R 1/2"	14,8	26,6	50,2	26,6	14,3	16,5	18,3	24	29,3	100,0
NSS-10R02-DC-IN	10	R 1/4"	17,5	18,4	37,0	20,3	9,2	11,0	20,2	15	30,7	38,0
NSS-10R03-DC-IN		R 3/8"	17,5	22,4	43,3	24,6	11,5	12,2	20,2	19	31,7	63,0
NSS-10R04-DC-IN		R 1/2"	17,5	26,7	50,2	26,7	14,3	16,5	20,2	24	33,1	103,0
NSS-12R02-DC-IN	12	R 1/4"	20,5	18,4	37,0	21,8	9,2	11,0	22,9	15	33,4	42,0
NSS-12R03-DC-IN		R 3/8"	20,5	22,4	43,3	24,6	11,5	12,2	22,9	19	34,4	65,0
NSS-12R04-DC-IN		R 1/2"	20,5	26,7	50,2	26,7	14,3	16,5	22,9	24	35,8	104,0

NSS-G-DC

Regolatore di flusso unidirezionale a banjo, girevole cilindrico BSPP & metrico per cilindri, con regolazione a cacciavite

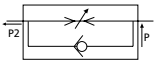

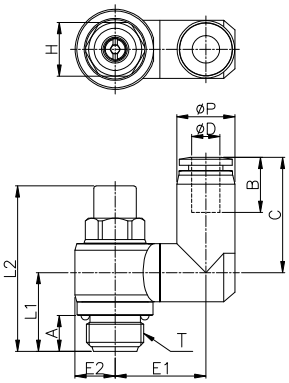

CODICE	ØD	T	ØP	L1	L2	E1	E2	A	B	H	C	g
NSS-04M5-DC	4	M5x0.8	10,5	9,6	23,2	12,3	5,2	3,6	14,8	8	20,3	7,0
NSS-04G01-DC		G 1/8"	10,5	15,3	31,5	14,3	7,0	6,0	14,8	8	20,3	16,0
NSS-04G02-DC		G 1/4"	10,5	17,7	37,0	17,8	9,2	8,0	14,8	12	20,2	35,0
NSS-06M5-DC	6	M5x0.8	12,5	9,6	23,2	13,3	5,2	3,6	16,4	8	22,4	9,0
NSS-06G01-DC		G 1/8"	12,5	14,7	31,5	15,0	7,0	6,0	16,4	8	24,0	18,0
NSS-06G02-DC		G 1/4"	12,5	17,6	37,0	20,3	9,2	8,0	16,4	12	25,9	33,0
NSS-06G03-DC		G 3/8"	12,5	21,4	43,6	23,3	11,5	8,0	16,4	14	25,9	63,0
NSS-08G01-DC	8	G 1/8"	14,8	14,7	31,5	16,2	7,0	6,0	18,3	8	24,9	20,0
NSS-08G02-DC		G 1/4"	14,8	17,6	37,0	19,3	9,2	8,0	18,3	12	28,3	34,0
NSS-08G03-DC		G 3/8"	14,8	20,8	43,6	24,6	11,5	8,0	18,3	14	29,3	64,0
NSS-08G04-DC		G 1/2"	14,8	23,0	50,0	26,6	14,3	9,0	18,3	17	29,3	100,0
NSS-10G02-DC	10	G 1/4"	17,5	17,6	37,0	20,3	9,2	8,0	20,2	12	30,7	38,0
NSS-10G03-DC		G 3/8"	17,5	20,8	43,6	24,6	11,5	8,0	20,2	14	31,7	63,0
NSS-10G04-DC		G 1/2"	17,5	22,9	50,0	26,7	14,3	9,0	20,2	17	33,1	103,0
NSS-12G02-DC	12	G 1/4"	20,5	17,6	37,0	21,8	9,2	8,0	22,9	12	33,4	42,0
NSS-12G03-DC		G 3/8"	20,5	20,8	43,6	24,6	11,5	8,0	22,9	14	34,4	65,0
NSS-12G04-DC		G 1/2"	20,5	22,9	50,0	26,7	14,3	9,0	22,9	17	35,8	104,0

NSS-G-DC-IN

Regolatore di flusso unidirezionale a banjo, girevole cilindrico BSPP & metrico per valvole, regolazione a cacciavite

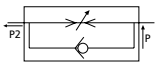

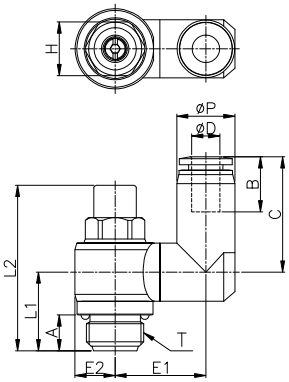

CODICE	ØD	T	ØP	L1	L2	E1	E2	A	B	H	C	g
NSS-04M5-DC-IN	4	M5x0.8	10,5	9,6	23,2	12,3	5,2	3,6	14,8	8	20,3	7,0
NSS-04G01-DC-IN		G 1/8"	10,5	15,3	31,5	14,3	7,0	6,0	14,8	8	20,3	16,0
NSS-04G02-DC-IN		G 1/4"	10,5	17,7	37,0	17,8	9,2	8,0	14,8	12	20,2	35,0
NSS-06M5-DC-IN	6	M5x0.8	12,5	9,6	23,2	13,3	5,2	3,6	16,4	8	22,4	9,0
NSS-06G01-DC-IN		G 1/8"	12,5	14,7	31,5	15,0	7,0	6,0	16,4	8	24,0	18,0
NSS-06G02-DC-IN		G 1/4"	12,5	17,6	37,0	20,3	9,2	8,0	16,4	12	25,9	33,0
NSS-06G03-DC-IN		G 3/8"	12,5	21,4	43,6	23,3	11,5	8,0	16,4	14	25,9	63,0
NSS-08G01-DC-IN	8	G 1/8"	14,8	14,7	31,5	16,2	7,0	6,0	18,3	8	24,9	20,0
NSS-08G02-DC-IN		G 1/4"	14,8	17,6	37,0	19,3	9,2	8,0	18,3	12	28,3	34,0
NSS-08G03-DC-IN		G 3/8"	14,8	20,8	43,6	24,6	11,5	8,0	18,3	14	29,3	64,0
NSS-08G04-DC-IN		G 1/2"	14,8	23,0	50,0	26,6	14,3	9,0	18,3	17	29,3	100,0
NSS-10G02-DC-IN	10	G 1/4"	17,5	17,6	37,0	20,3	9,2	8,0	20,2	12	30,7	38,0
NSS-10G03-DC-IN		G 3/8"	17,5	20,8	43,6	24,6	11,5	8,0	20,2	14	31,7	63,0
NSS-10G04-DC-IN		G 1/2"	17,5	22,9	50,0	26,7	14,3	9,0	20,2	17	33,1	103,0
NSS-12G02-DC-IN	12	G 1/4"	20,5	17,6	37,0	21,8	9,2	8,0	22,9	12	33,4	42,0
NSS-12G03-DC-IN		G 3/8"	20,5	20,8	43,6	24,6	11,5	8,0	22,9	14	34,4	65,0
NSS-12G04-DC-IN		G 1/2"	20,5	22,9	50,0	26,7	14,3	9,0	22,9	17	35,8	104,0

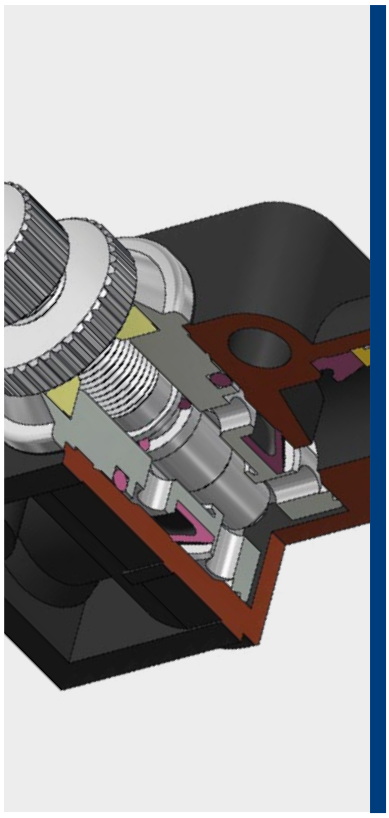

0°C ÷ 60°C

Pressione d'esercizio:
10 Bar
Pressione negativa:
- 0,95 Bar (- 95 Kpa)

Aria compressa & Vuoto
(da non utilizzare con acqua)

Poliammide PA,
Poliuretano PU,
Polietilene PE

Regolazione di flusso manuale
e a cacciavite

Corpo: PBT
Colletto: POM
Collare: Zinco
Pinza: Acciaio inox AISI 301
Distanziale: POM
Guarnizione: NBR
O-ring: NBR
Pomello: Ottone nichelato
Ghiera di fissaggio: Ottone nichelato

SILICONE FREE

REACH COMPLIANT — Prodotti conformi al regolamento CE 1907/2006

RoHS3 — Prodotti conformi alla direttiva EU 2015/863

DETTAGLI COSTRUTTIVI

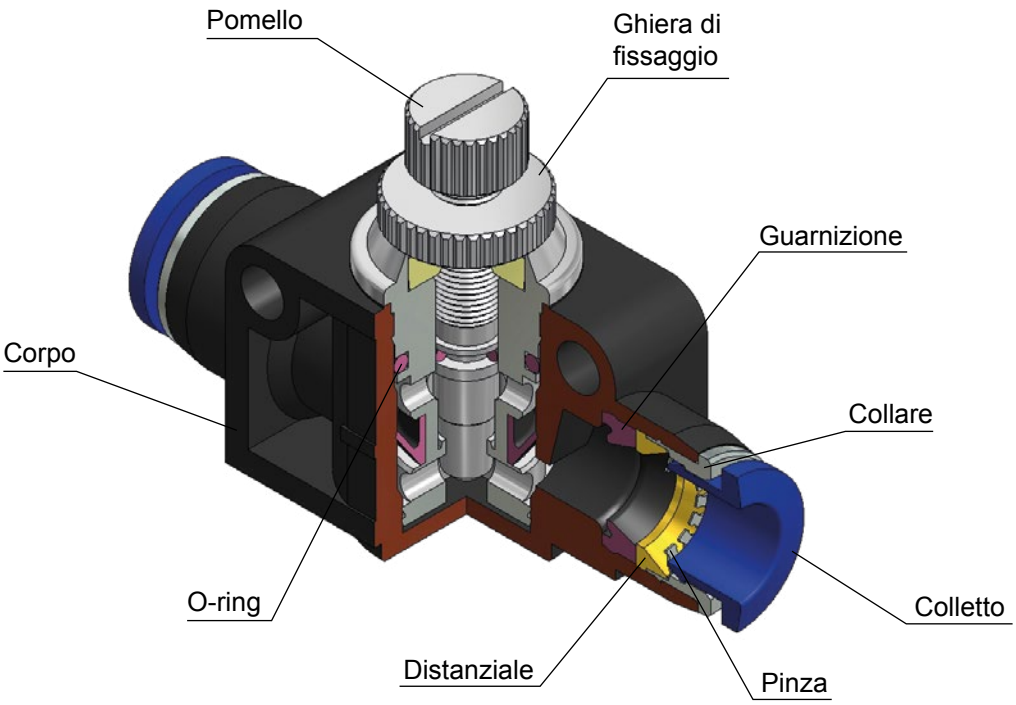

NSF

Regolatore di flusso unidirezionale in linea, in tecnopolimero, con regolazione manuale

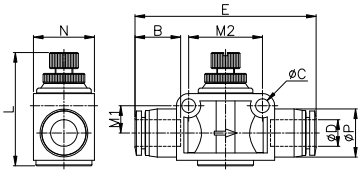

CODICE	ØD	ØP	L MIN	L MAX	E	N	ØC	B	M1	M2	g
NSF04N	4	11,0	26.4	28.9	42.1	12.0	3.2	14.8	5.4	15.4	13.0
NSF06N	6	13,0	33.5	37.9	49.5	16.0	4.3	16.4	7.8	20.4	28.0
NSF08N	8	15,0	35.5	41.5	56.7	19.0	4.3	18.3	8.5	23.0	45.0
NSF10N	10	17.5	40.7	48.7	63.4	23.0	4.3	20.2	10.6	27.6	84.0
NSF12N	12	20.5	45.0	53.5	73.9	26.5	4.4	22.9	11.9	32.4	123.0

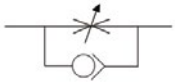

NSFB

Regolatore di flusso unidirezionale in linea, passaparete in tecnopolimero, con regolazione manuale

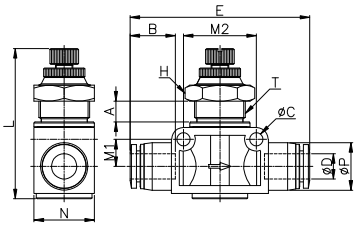

CODICE	ØD	ØP	T	L MIN	L MAX	A	E	N	ØC	B	H	M1	M2	g
NSFB04N	4	11.0	M10x1.0	35.3	37.9	5.0	42.0	12.0	3.2	14.8	12	5.4	15.4	18.0
NSFB06N	6	13.0	M14x1.0	43.1	48.4	6.0	49.5	16.0	4.3	16.4	17	7.8	20.4	37.0
NSFB08N	8	15.0	M16x1.0	46.7	53.1	6.0	56.5	19.0	4.3	18.3	19	8.5	23.0	67.0
NSFB10N	10	17.5	M18x1.0	53.4	61.7	7.0	63.1	23.0	4.3	20.2	22	10.6	27.6	110.0
NSFB12N	12	20.5	M20x1.0	57.4	64.6	7.0	73.5	26.5	4.4	22.9	24	11.9	32.4	151.0

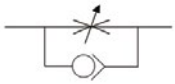

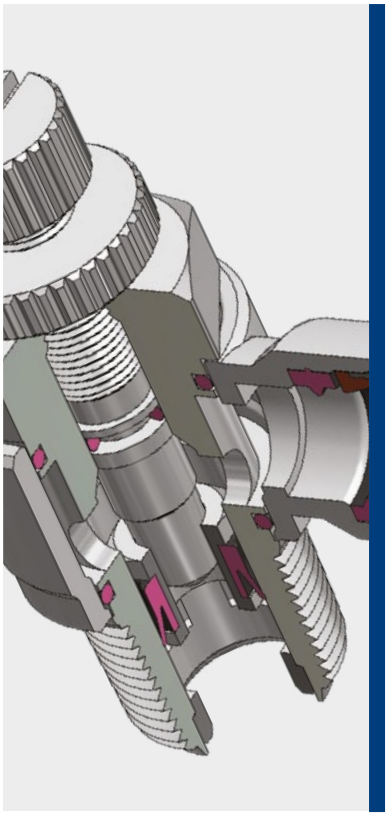

0°C ÷ 60°C

Pressione d'esercizio:
10 Bar
Pressione negativa:
- 0,95 Bar (- 95 Kpa)

I picchi di pressione non devono superare la pressione massima di esercizio

Aria compressa & vuoto
(da non utilizzare con acqua)

- Conica gas BSPT ISO 7
  da R1/8" a R1/2" preteflonata
- Cilindrica gas BSPP ISO 228
  con OR da G1/8" a G1/2"
- Metrica ISO 262
  M5

Poliammide PA,
Poliuretano PU,
Polietilene PE

Regolazione di flusso manuale
e a cacciavite

Corpo: Ottone nichelato e PA66
Colletto: PA66
Collare: PA66
Pinza: Acciaio inox AISI 301
Distanziale: POM
Guarnizione: NBR
O-ring: NBR
Pomello: Ottone nichelato
Ghiera di fissaggio: Ottone nichelato

SILICONE FREE

REACH COMPLIANT — Prodotti conformi al regolamento CE 1907/2006

RoHS3 — Prodotti conformi alla direttiva EU 2015/863

DETTAGLI COSTRUTTIVI

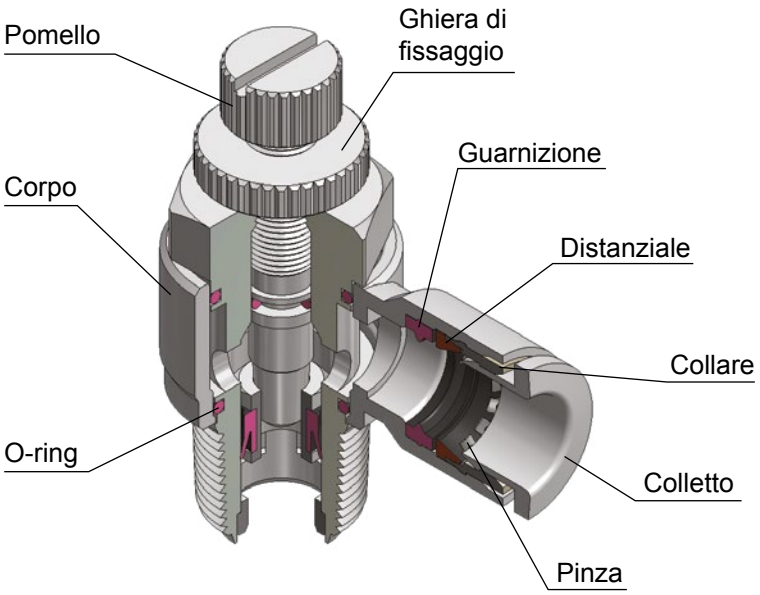

SCARICO (PER CILINDRI)

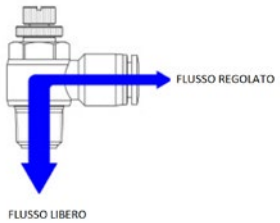

COPPIA DI SERRAGGIO
CONICA GAS BSPT ISO 7

FILETTO	1/8"	1/4"	3/8"	1/2"
Nm	7	12	22	28

COPPIA DI SERRAGGIO
CILINDRICA GAS BSPP ISO 228 & METRICA ISO 262

FILETTO	M5x0,8	1/8"	1/4"	3/8"	1/2"
Nm	1,5	10	15	25	40

MSC04M5
MSC06M5

Controllo del Flusso

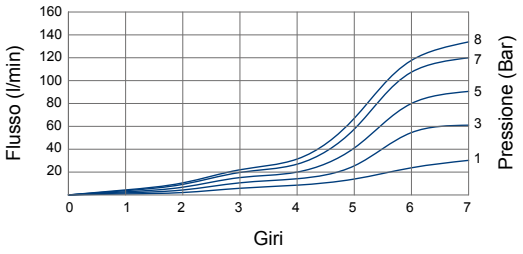

Flusso Libero

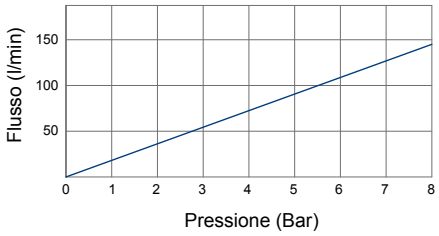

MSC0401
MSC0601
MSC0801
MSC1001

Controllo del Flusso

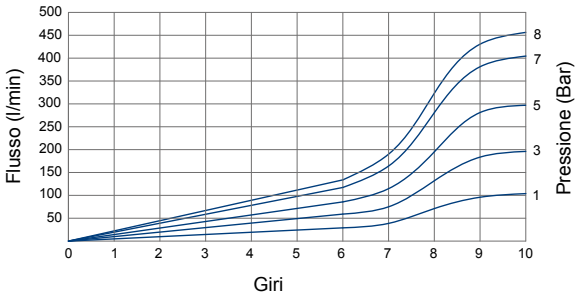

Flusso Libero

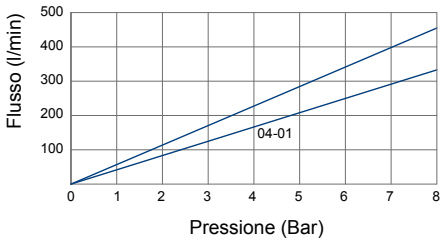

MSC0402
MSC0602
MSC0802
MSC1002
MSC1202

Controllo del Flusso

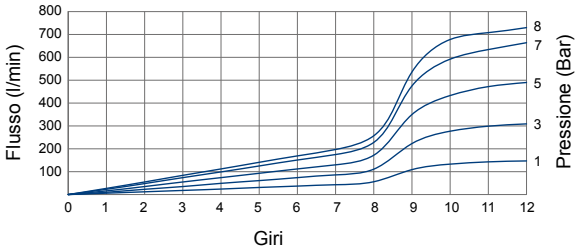

Flusso Libero

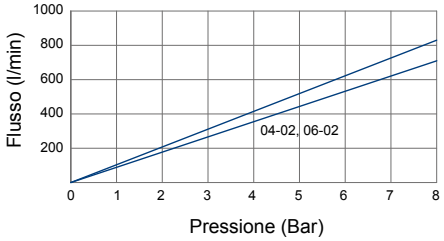

MSC0603
MSC0803
MSC1003
MSC1203

Controllo del Flusso

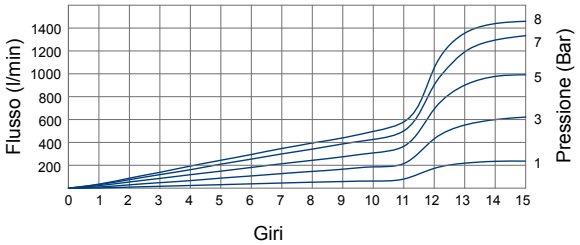

Flusso Libero

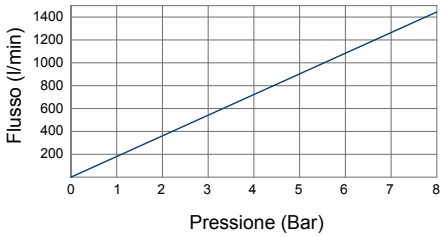

MSC0604
MSC0804
MSC1004
MSC1204

Controllo del Flusso

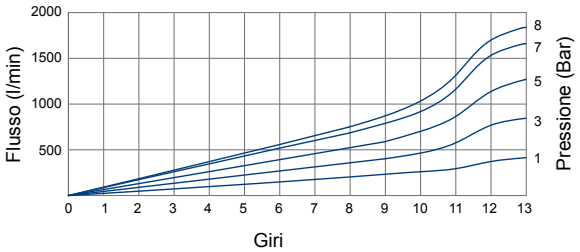

Flusso Libero

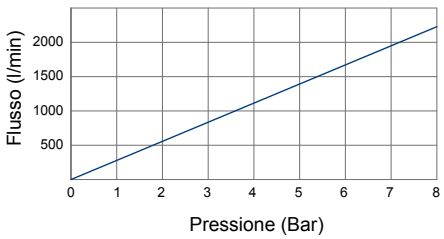

disegni e dati tecnici non sono vincolanti e possono essere modificati senza preavviso

MSC-R

Regolatore di flusso unidirezionale a banjo, orientabile conico BSPT per cilindri, con regolazione manuale

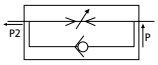

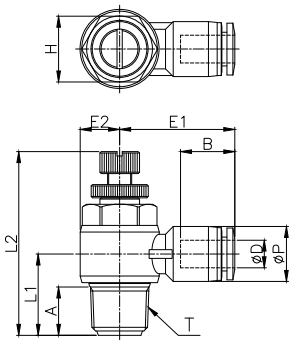

CODICE	ØD	T	ØP	L1	L2 MIN	L2 MAX	E1	E2	A	B	H
MSC04R01	4	R 1/8"	9,3	15,0	35,5	40.7	20,0	7.0	8.2	13,0	11
MSC04R02		R 1/4"	9,3	18,5	40,3	46.6	22,0	9.0	11.0	13,0	15
MSC06R01	6	R 1/8"	11,5	15,1	35,5	40,7	22,1	7,0	8,2	15,0	11
MSC06R02		R 1/4"	11,5	18,3	40,3	46,5	24,0	9,0	11,0	15,0	15
MSC06R03		R 3/8"	11,5	21,7	46,9	55,0	26,1	11,0	12,2	15,0	19
MSC06R04		R 1/2"	11,5	26,4	54,0	60,1	28,8	13,8	16,5	15,0	24
MSC08R01	8	R 1/8"	13,6	16,2	35,5	40,7	24,2	7,1	8,2	17,1	11
MSC08R02		R 1/4"	13,6	19,2	40,3	46,6	26,1	9,0	11,0	17,1	15
MSC08R03		R 3/8"	13,6	21,7	46,9	54,9	28,2	11,1	12,2	17,1	19
MSC08R04		R 1/2"	13,6	26,4	54,0	60,1	30,9	13,8	16,5	17,1	24
MSC10R01	10	R 1/8"	16,4	17,6	35,5	40,7	26,8	7,1	8,2	18,4	11
MSC10R02		R 1/4"	16,4	20,6	40,3	46,6	28,6	9,0	11,0	18,4	15
MSC10R03		R 3/8"	16,4	23,0	46,9	54,9	29,5	11,1	12,2	18,4	19
MSC10R04		R 1/2"	16,4	26,4	54,0	60,1	32,2	13,8	16,5	18,4	24
MSC12R02	12	R 1/4"	19,5	22,1	40,3	46,6	30,9	9,0	11,0	20,4	15
MSC12R03		R 3/8"	19,5	23,8	46,9	54,9	32,7	11,1	12,2	20,4	19
MSC12R04		R 1/2"	19,5	27,9	54,0	60,1	35,2	13,8	16,5	21,4	24

MSC-G

Regolatore di flusso unidirezionale a banjo, girevole cilindrico BSPP & metrico per cilindri, con regolazione manuale

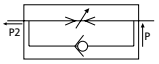

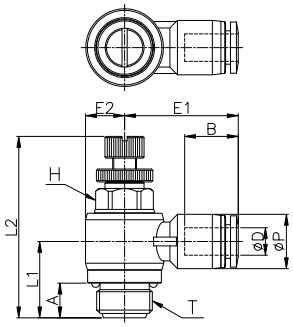

CODICE	ØD	T	ØP	L1	L2 MIN	L2 MAX	E1	E2	A	B	H
MSC04M5	4	M5x0.8P	9,3	10,2	27,1	29,1	17,8	4,9	3,6	12,9	8
MSC04G01		G 1/8"	9,3	15,2	34,6	39,8	20,0	7,1	6,0	12,9	8
MSC04G02		G 1/4"	9,3	18,2	39,8	46,1	21,9	9,0	8,0	12,9	12
MSC06M5	6	M5x0.8P	11,5	11,3	27,1	29,1	20,9	4,9	3,6	15,0	8
MSC06G01		G 1/8"	11,5	15,2	34,6	39,8	22,1	7,1	6,0	15,0	8
MSC06G02		G 1/4"	11,5	18,3	39,8	46,1	24,0	9,0	8,0	15,0	12
MSC06G03		G 3/8"	11,5	21,2	47,7	54,9	26,1	11,1	8,0	15,0	14
MSC06G04		G 1/2"	11,5	23,0	54,5	61,7	28,8	13,8	9,0	15,0	17
MSC08G01	8	G 1/8"	13,6	13,9	34,6	39,8	24,2	7,1	6,0	17,1	8
MSC08G02		G 1/4"	13,6	17,4	39,8	46,1	26,1	9,0	8,0	17,1	12
MSC08G03		G 3/8"	13,6	21,2	47,7	54,9	28,2	11,1	8,0	17,1	14
MSC08G04		G 1/2"	13,6	23,0	54,5	61,7	30,9	13,8	9,0	17,1	17
MSC10G01	10	G 1/8"	16,4	17,8	34,6	39,8	25,5	7,1	6,0	18,4	8
MSC10G02		G 1/4"	16,4	19,8	39,8	46,1	27,4	9,0	8,0	18,4	12
MSC10G03		G 3/8"	16,4	19,9	47,7	54,9	29,5	11,1	8,0	18,4	14
MSC10G04		G 1/2"	16,4	23,0	54,5	61,7	32,2	13,8	9,0	18,4	17
MSC12G02	12	G 1/4"	29,5	21,3	34,6	39,8	29,4	9,0	8,0	20,4	12
MSC12G03		G 3/8"	29,5	19,1	47,7	54,9	32,7	11,1	8,0	20,4	14
MSC12G04		G 1/2"	29,5	21,4	54,5	61,7	35,2	13,8	9,0	21,4	17

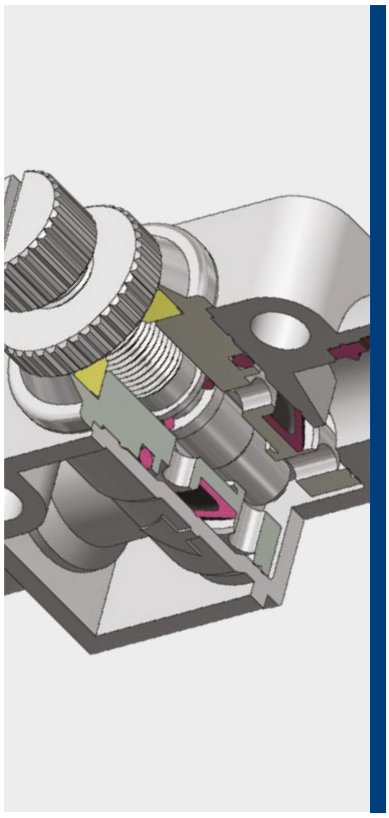

0°C ÷ 60°C

Pressione d'esercizio:
10 Bar
Pressione negativa:
- 0,95 Bar (- 95 Kpa)

I picchi di pressione non devono superare la pressione massima di esercizio

Aria compressa & vuoto
(da non utilizzare con acqua)

Poliammide PA,
Poliuretano PU,
Polietilene PE

Regolazione di flusso manuale
e a cacciavite

Corpo: PA66 & Ottone nichelato
Colletto: PA66
Collare: PA66
Pinza: Acciaio inox AISI 301
Distanziale: POM
Guarnizione: NBR
O-ring: NBR
Pomello: Ottone nichelato
Ghiera di fissaggio: Ottone nichelato

SILICONE FREE

Prodotti conformi al regolamento CE 1907/2006

Prodotti conformi alla direttiva EU 2015/863

DETTAGLI COSTRUTTIVI

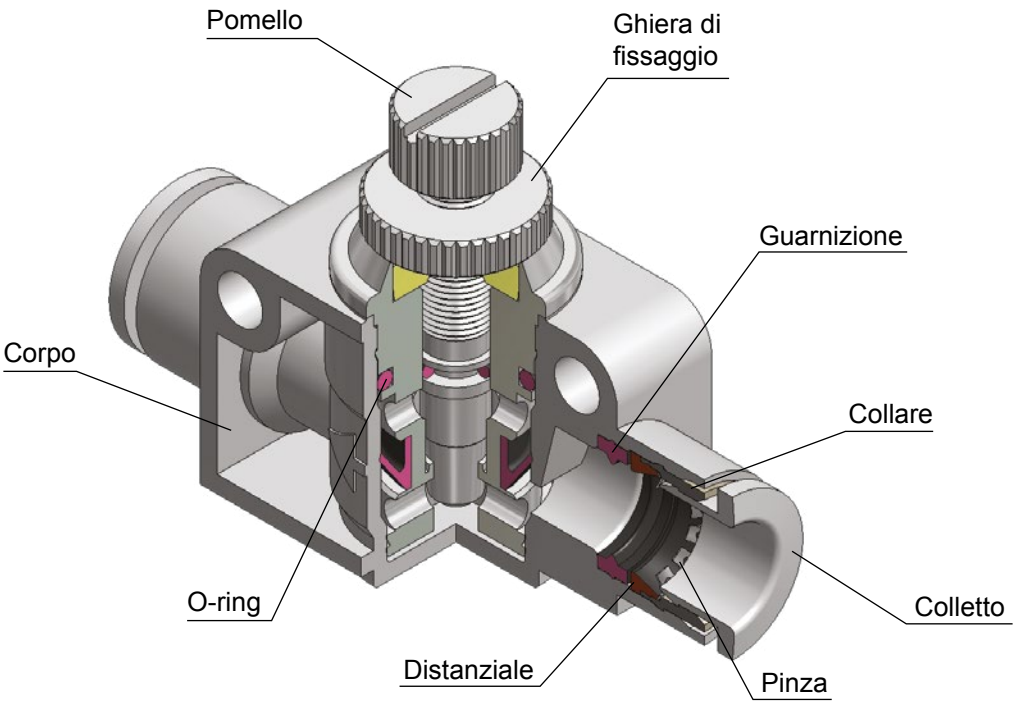

MSF

Regolatore di flusso unidirezionale in linea, in tecnopolimero, con regolazione manuale

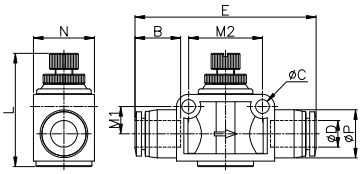

CODICE	ØD	ØP	L MIN	L MAX	E	N	ØC	B	M1	M2
MSF04	4	9,5	26,4	28,9	38,8	11,0	3,2	13,4	5,4	15,4
MSF06	6	11,5	33,5	37,9	46,5	15,0	4,3	15,0	7,8	20,4
MSF08	8	13,6	35,5	41,5	53,1	18,0	4,3	17,1	8,5	23,0
MSF10	10	16,4	40,7	48,7	60,4	22,5	4,3	18,9	10,6	27,6
MSF12	12	19,5	45,0	53,5	70,8	26,5	4,3	21,4	11,9	32,4

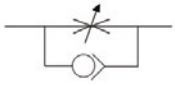

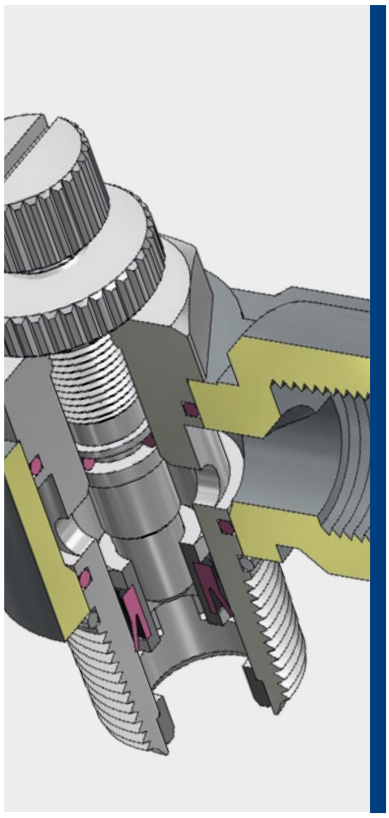

0°C ÷ 60°C

Pressione d'esercizio:
10 Bar
Pressione negativa:
- 0,95 Bar (- 95 Kpa)

Aria compressa & Vuoto
(da non utilizzare con acqua)

Conica gas BSPT ISO 7
da R1/8" a R1/2" preteflonata

Regolazione di flusso manuale
e a cacciavite

Corpo: Ottone nichelato & Zinco
Distanziale: NBR
Guarnizione: NBR
O-ring: NBR
Pomello: Ottone nichelato
Ghiera di fissaggio: Ottone nichelato

SILICONE FREE

Prodotti conformi al regolamento CE 1907/2006

Prodotti conformi alla direttiva EU 2015/863

DETTAGLI COSTRUTTIVI

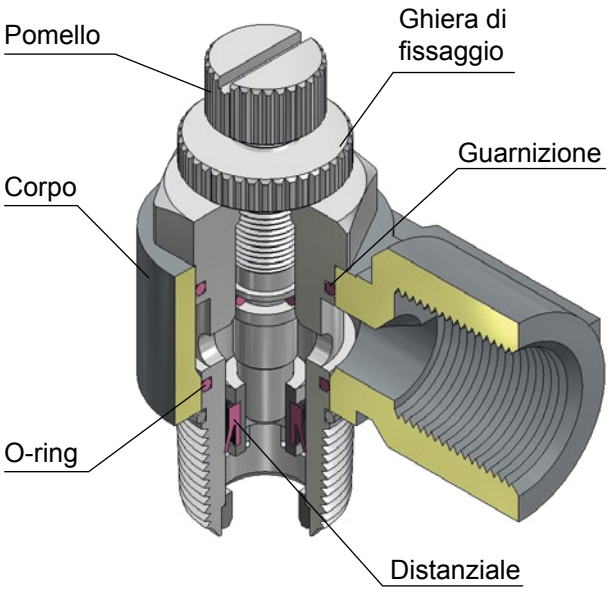

SCARICO (PER CILINDRI)

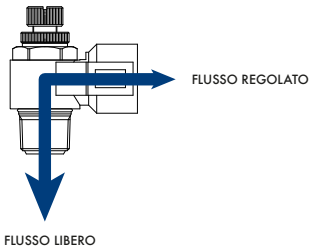

COPPIA DI SERRAGGIO
CONICA GAS BSPT ISO 7

FILETTO	1/8"	1/4"	3/8"	1/2"
Nm	7	12	22	28

NSCF Regolatore di flusso unidirezionale in ottone a banjo, conico BSPT per cilindri, con regolazione manuale

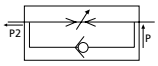

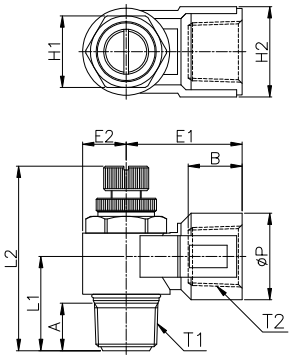

CODICE	T1	T2	ØP	A	B	L1	L2 MIN	L2 MAX	E1	E2	H1	H2	g
NSCF-R01	R 1/8"	RC 1/8"	14.5	7.6	10.0	16.0	35.5	40.7	18.2	7.3	12	15	30.1
NSCF-R02	R 1/4"	RC 1/4"	18.0	10.6	13.0	21.1	40.3	46.6	26.5	9.5	15	19	60.2
NSCF-R03	R 3/8"	RC 3/8"	23.0	12.6	14.5	25.0	46.9	54.9	30.8	11.6	19	24	107.0
NSCF-R04	R 1/2"	RC 1/2"	26.5	14.5	19.0	29.1	54.0	60.1	38.7	14.0	24	28	170.1

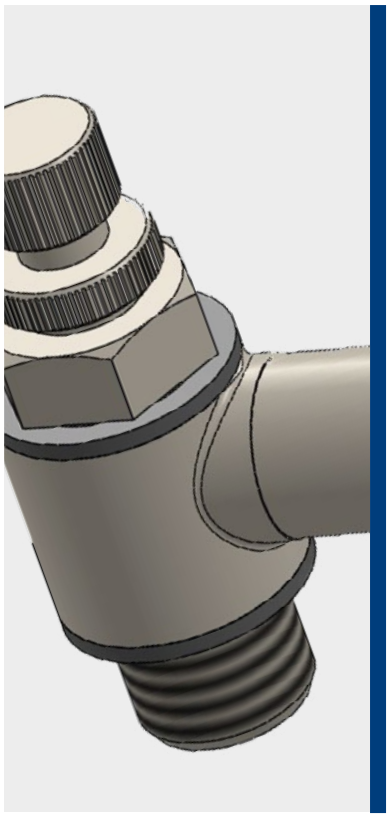

-20°C ÷ 70°C

Pressione d'esercizio:
10 Bar

Aria compressa sia lubrificata che non lubrificata

- Cilindrica gas BSPP ISO 228 da G1/8" a G1/2"
- Metrica ISO 262 M5

Poliammide PA,
Poliuretano PU

Regolazione di flusso manuale e a cacciavite

Corpo: Ottone nichelato UNI EN 12164 CW617N
Colletto: Ottone nichelato UNI EN 12164 CW614N
Pinza: Acciaio inox AISI 316L
Guarnizione: NBR senza silicone
O-ring: NBR senza silicone
Pomello: Ottone nichelato UNI EN 12164 CW614N
Ghiera di fissaggio: Ottone nichelato UNI EN 12164 CW614N

SILICONE FREE

REACH COMPLIANT — Prodotti conformi al regolamento CE 1907/2006

RoHS3 — Prodotti conformi alla direttiva EU 2015/863

DETTAGLI COSTRUTTIVI

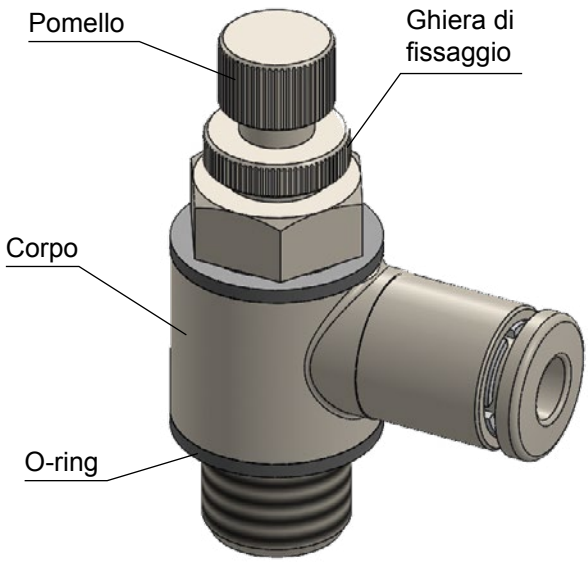

SCARICO (PER CILINDRI)

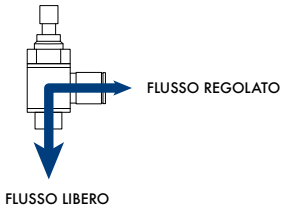

ALIMENTAZIONE (PER VALVOLE)

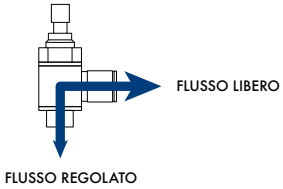

BIDIREZIONALE

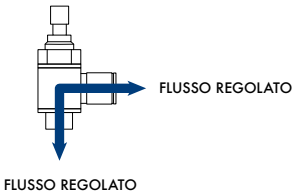

COPPIA DI SERRAGGIO
CILINDRICA GAS BSPP ISO 228

FILETTO	M5x0,8	1/8"	1/4"	3/8"	1/2"
Nm	0,8	1,2	1,5	2,5	3,5

OTSC-G

Regolatore di flusso unidirezionale orientabile, cilindrico BSPP per cilindri, con regolazione manuale

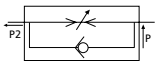

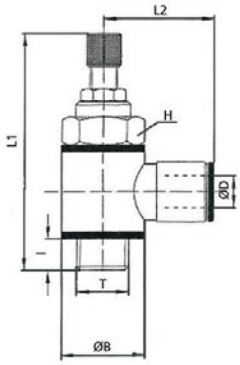

CODICE	ØD	T	I	ØB	L1	L2	H	NL/min	g
OTSC04G01	4	G 1/8"	5,5	14	49,0	21,0	14	310	36,0
OTSC06G01	6	G 1/8"	5	14	49,0	23,0	14	390	38,0
OTSC06G02		G 1/4"	6	18	56,5	24,0	17	710	65,0
OTSC08G01	8	G 1/8"	5	14	49,0	24,5	14	390	39,0
OTSC08G02		G 1/4"	6	18	56,5	26,0	17	810	66,0
OTSC10G02	10	G 1/4"	6	18	56,5	27,0	17	810	69,0
OTSC12G02	12	G 1/4"	6	18	56,5	28,0	17	810	70,0

OTSC-G-IN

Regolatore di flusso unidirezionale orientabile, cilindrico BSPP per valvole, con regolazione manuale

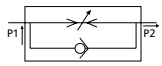

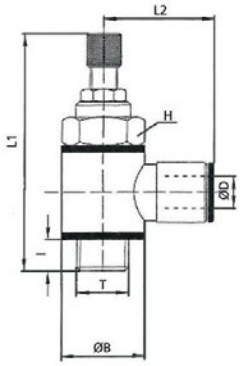

CODICE	ØD	T	I	ØB	L1	L2	H	NL/min	g
OTSC04G01IN	4	G 1/8"	5,5	14	49,0	21,0	14	310	36,0
OTSC06G01IN	6	G 1/8"	5	14	49,0	23,0	14	390	38,0
OTSC06G02IN		G 1/4"	6	18	56,5	24,0	17	710	65,0
OTSC08G01IN	8	G 1/8"	5	14	49,0	24,5	14	390	39,0
OTSC08G02IN		G 1/4"	6	18	56,5	26,0	17	810	66,0
OTSC10G02IN	10	G 1/4"	6	18	56,5	27,0	17	810	69,0
OTSC12G02IN	12	G 1/4"	6	18	56,5	28,0	17	810	70,0

OTSC-G-D

Regolatore di flusso unidirezionale orientabile, cilindrico BSPP & metrico per cilindri, con regolazione a cacciavite

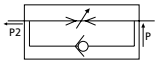

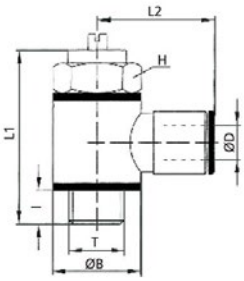

CODICE	ØD	T	I	ØB	L1	L2	H	NL/min	g
OTSC04M5D	4	M5x0,8	4	9	25,0	18,0	8	45	14,0
OTSC04G01D		G 1/8"	5	14	32,0	21,0	14	310	31,0
OTSC06M5D	6	M5x0,8	4	9	25,5	21,5	8	45	15,5
OTSC06G01D		G 1/8"	5	14	32,0	23,0	14	390	33,0
OTSC06G02D		G 1/4"	6	18	37,0	24,0	17	710	55,0
OTSC08G01D	8	G 1/8"	5	14	32,0	24,5	14	390	34,0
OTSC08G02D		G 1/4"	6	18	37,0	26,0	17	810	56,0
OTSC08G03D		G 3/8"	6,5	21	46,5	27,0	20	1050	87,0
OTSC10G02D	10	G 1/4"	6	18	37,0	27,0	17	810	58,5
OTSC10G03D		G 3/8"	6,5	21	46,0	28,5	20	1050	88,0
OTSC12G02D	12	G 1/4"	6	18	37,0	28,5	17	810	59,0
OTSC12G03D		G 3/8"	6,5	21	46,0	29,5	20	1050	89,0

OTSC-G-D-IN

Regolatore di flusso unidirezionale orientabile, cilindrico BSPP & metrico per valvole, con regolazione a cacciavite

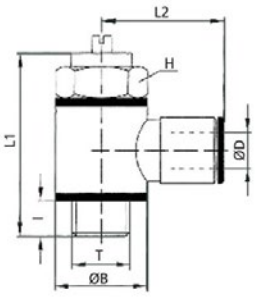

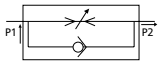

CODICE	ØD	T	I	ØB	L1	L2	H	NL/min	g
OTSC04M5DIN	4	M5x0,8	4	9	25,5	20,0	8	45	14
OTSC04G01DIN		G 1/8"	5	14	32,0	21,0	14	310	31
OTSC06M5DIN	6	M5x0,8	4	9	25,5	21,5	8	45	15,5
OTSC06G01DIN		G 1/8"	5	14	32,0	23,0	14	390	33
OTSC06G02DIN		G1/4"	6	18	37,0	34,0	17	710	55
OTSC08G01DIN	8	G 1/8"	5	14	32,0	24,5	14	390	34
OTSC08G02DIN		G 1/4"	6	18	37,0	26,0	17	810	56
OTSC08G03DIN		G 3/8"	6,5	21	46,0	27,5	20	1050	87
OTSC10G02DIN	10	G 1/4"	6	18	37,0	27,0	17	810	58,5
OTSC10G03DIN		G 3/8"	6,5	21	46,0	28,5	20	1050	88
OTSC12G02DIN	12	G 1/4"	6	18	37,0	38,5	17	810	59
OTSC12G03DIN		G 3/8"	6,5	21	46,0	29,5	20	1050	89

OTSC-G-D-B

Regolatore di flusso bidirezionale orientabile, cilindrico BSPP & metrico, con regolazione a cacciavite

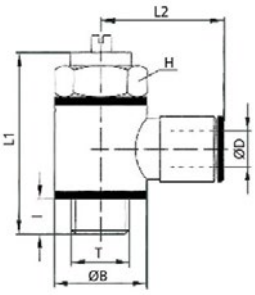

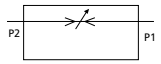

CODICE	ØD	T	I	ØB	L1	L2	H	NL/min	g
OTSC04M5DB	4	M5x0,8	4	9	25,5	20,0	8	45	14,0
OTSC04G01DB		G 1/8"	5	14	32,0	21,0	14	310	31,0
OTSC06M5DB	6	M5x0,8	4	9	24,5	21,5	8	45	15,5
OTSC06G01DB		G 1/8"	5	14	32,0	23,0	14	390	33,0
OTSC06G02DB		G 1/4"	6	18	37,0	24,0	17	710	55,0
OTSC08G01DB	8	G 1/8"	5	14	32,0	24,5	14	390	34,0
OTSC08G02DB		G 1/4"	6	18	37,0	26,0	17	810	56,0
OTSC08G03DB		G 3/8"	6,5	21	46,5	27,0	20	1050	87,0
OTSC10G02DB	10	G 1/4"	6	18	37,0	27,0	17	810	58,5

OTSC-G-DF

Regolatore di flusso unidirezionale orientabile, femmina cilindrico BSPP & metrico per cilindri, con regolazione a cacciavite

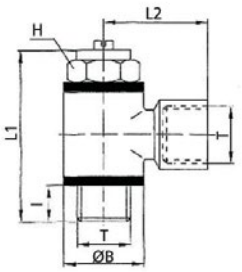

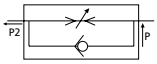

CODICE	T	I	ØB	L1	L2	H	NL/min	g
OTSCM5DF	M5x0,8	4	9	25,0	11,5	8	45	10,0
OTSCG01DF	G 1/8"	5	14	32,0	21,0	14	310	34,0
OTSCG02DF	G 1/4"	6	18	37,0	25,5	17	450	64,0
OTSCG03DF	G 3/8"	7	21	46,0	26,0	20	1040	88,0
OTSCG04DF	G 1/2"	10	26	52,5	32,0	26	2200	187,0

OTSC-G-DF-IN

Regolatore di flusso unidirezionale orientabile, femmina cilindrico BSPP & metrico per valvole, con regolazione a cacciavite

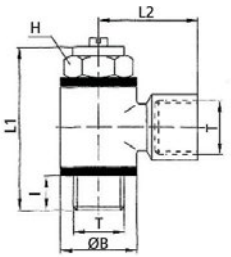

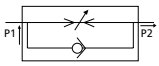

CODICE	T	I	ØB	L1	L2	H	NL/min	g
OTSCM5DFIN	M5x0,8	4	9	25,0	11,5	8	45	10
OTSCG01DFIN	G 1/8"	5	14	32,0	21,0	14	310	34
OTSCG02DFIN	G 1/4"	6	18	37,0	25,5	14	450	64
OTSCG03DFIN	G 3/8"	7	21	46,0	26,0	20	1040	88
OTSCG04DFIN	G 1/2"	10	26	52,5	32,0	26	2200	187

OTSC-G-DF-B

Regolatore di flusso bidirezionale orientabile, femmina cilindrico BSPP & metrico, con regolazione a cacciavite

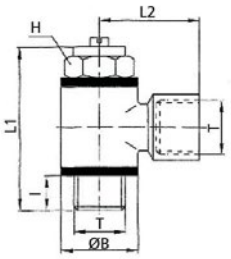

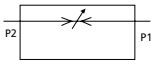

CODICE	T	I	ØB	L1	L2	H	NL/min	g
OTSCM5DFB	M5x0,8	4	9	25,0	11,5	8	45	10,0
OTSCG01DFB	G 1/8"	5	14	32,0	21,0	14	310	34,0
OTSCG02DFB	G 1/4"	6	18	37,0	25,5	17	450	64,0
OTSCG03DFB	G 3/8"	7	21	46,0	26,0	20	1040	88,0
OTSCG04DFB	G 1/2"	10	26	52,5	32,0	26	2200	187,0

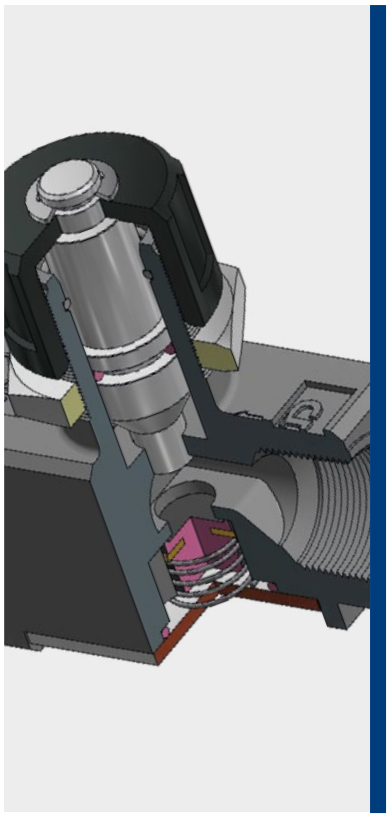

0°C ÷ 60°C

Pressione d'esercizio:
10 Bar
Pressione negativa:
- 0,95 Bar (- 95 Kpa)

Aria compressa & Vuoto
(da non utilizzare con acqua)

Conica gas BSPT ISO 7
da R1/8" a R1/2"

Corpo: Zinco e alluminio
(Alluminio per NSFF-R04)
O-ring: NBR
Pomello: Ottone nichelato
(Zinco per NSFF-R04)
Ghiera di fissaggio: Ottone nichelato
(Alluminio per NSFF-R04)
Dado: Ottone nichelato
(Alluminio per NSFF-R04)
Molla: Acciaio inox AISI 304
Guarnizione anello scorrevole:
Ottone e NBR
Anello di arresto: Acciaio inox
AISI 304
Cover: Acciaio
Perno: Ottone

SILICONE FREE

Prodotti conformi al regolamento CE 1907/2006

Prodotti conformi alla direttiva EU 2015/863

DETTAGLI COSTRUTTIVI

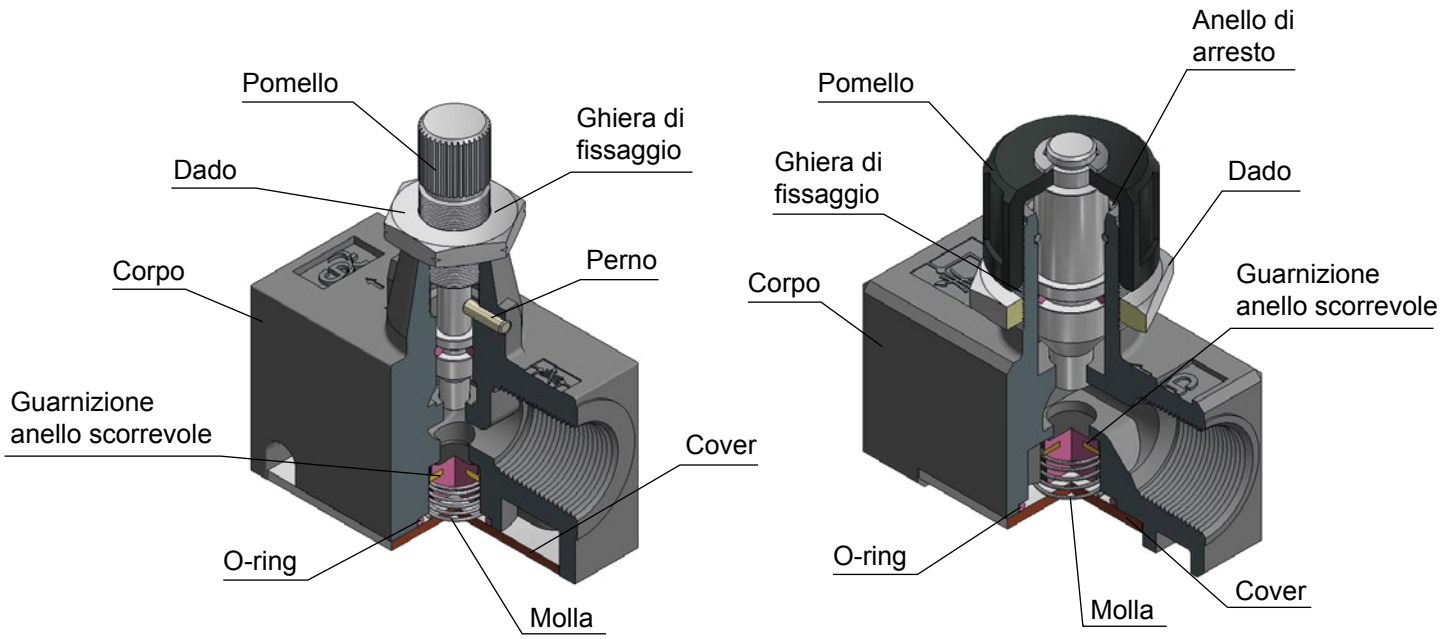

COPPIA DI SERRAGGIO
CONICA GAS BSPT ISO 7

FILETTO	1/8"	1/4"	3/8"	1/2"
Nm	1,5	1,5	3	3

NSFF

Regolatore di flusso unidirezionale in linea in zinco e alluminio, femmina conico BSPT, con regolazione manuale

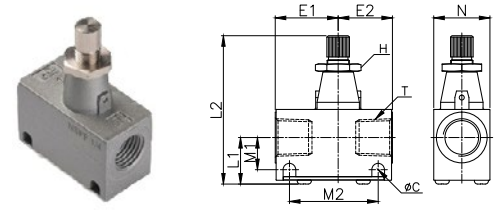

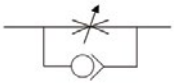

CODICE	T	L1	L2 MIN	L2 MAX	E1	E2	N	ØC	H	M1	M2	g
NSFF-R01	R 1/8"	15.5	49.8	54.8	22.2	16.1	16.0	4.5	12	10.1	28.8	84.9
NSFF-R02	R 1/4"	17.1	52.5	57.7	22.3	19.2	19.9	4.5	12	11.4	31.4	116.9
NSFF-R03	R 3/8"	20.5	62.1	69.7	31.3	24.7	26.0	5.4	12	13.1	45.2	118.8

NSFF

Regolatore di flusso unidirezionale in linea in alluminio, femmina conico BSPT, con regolazione manuale

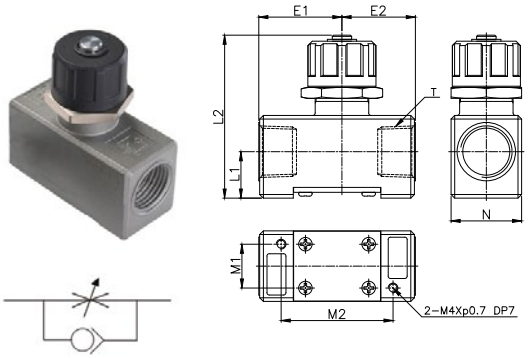

CODICE	T	L1	L2 MIN	L2 MAX	E1	E2	N	H	M1	M2	g
NSFF-R04	R 1/2"	19.1	67.4	77.0	34.2	30.2	29.0	29	18.0	46.0	176.9

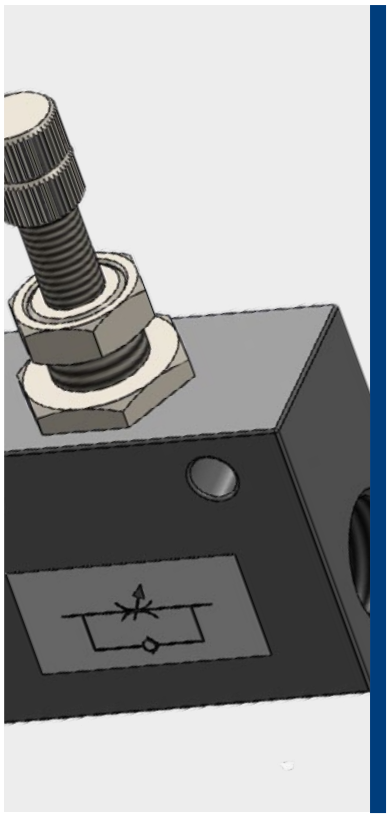

0°C ÷ 65°C

Pressione d'esercizio ASF-U: da 0,025 a 10 Bar
Pressione d'esercizio ASF-B: da 0 a 10 Bar

Aria compressa

Cilindrica gas BSPP ISO 228 da G1/8" a G1/2"

Regolazione di flusso manuale

Corpo: Alluminio 11S anodizzato nero
Guarnizione: NBR
Pomello: Ottone nichelato
Vite di regolazione: Ottone nichelato

SILICONE FREE

REACH COMPLIANT — Prodotti conformi al regolamento CE 1907/2006

RoHS3 — Prodotti conformi alla direttiva EU 2015/863

DETTAGLI COSTRUTTIVI

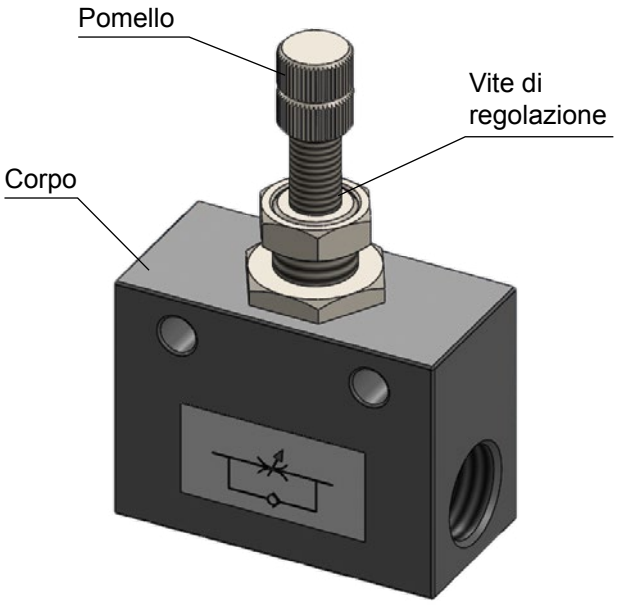

ASF-U Regolatore di flusso unidirezionale in linea, passaparete, femmina cilindrico BSPP, con regolazione manuale

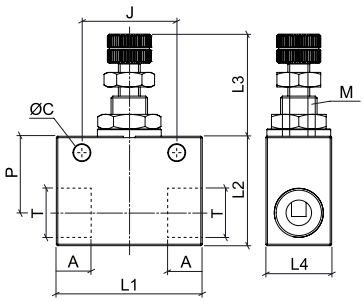

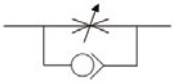

CODICE	T	M	L1	L2	L3 MIN	L3 MAX	L4	A	P	ØC	J	g
ASF-U01N	G 1/8"	10x1	35,0	22,0	24,0	29,0	15,0	8,0	15,0	4,5	24	52,0
ASF-U02N	G 1/4"	10x1	40,0	30,0	26,0	33,0	20,0	9,5	21,0	4,5	24	90,0
ASF-U03N	G 3/8"	15x1	45,0	35,0	34,0	43,0	25,0	10,5	25,0	6,5	30	206,0
ASF-U04N	G 1/2"	15x1	57,0	40,0	34,0	43,0	30,0	12,0	26,0	6,5	30	217,0

ASF-B Regolatore di flusso bidirezionale in linea, passaparete, femmina cilindrico BSPP, con regolazione manuale

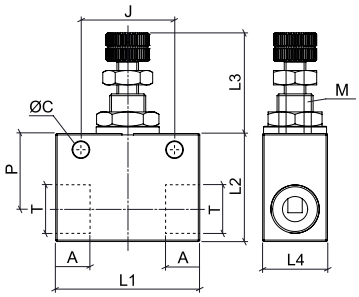

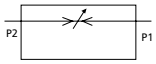

CODICE	T	M	L1	L2	L3 MIN	L3 MAX	L4	A	P	ØC	J	g
ASF-B01N	G 1/8"	10x1	35,0	22,0	24,0	29,0	15,0	8,0	20,0	4,5	24	52,0
ASF-B02N	G 1/4"	10x1	40,0	30,0	26,0	33,0	20,0	9,5	21,0	4,5	24	90,0
ASF-B03N	G 3/8"	15x1	45,0	35,0	34,0	43,0	25,0	10,5	25,0	6,5	30	206,0
ASF-B04N	G 1/2"	15x1	57,0	40,0	34,0	43,0	30,0	12,0	26,0	6,5	30	217,0

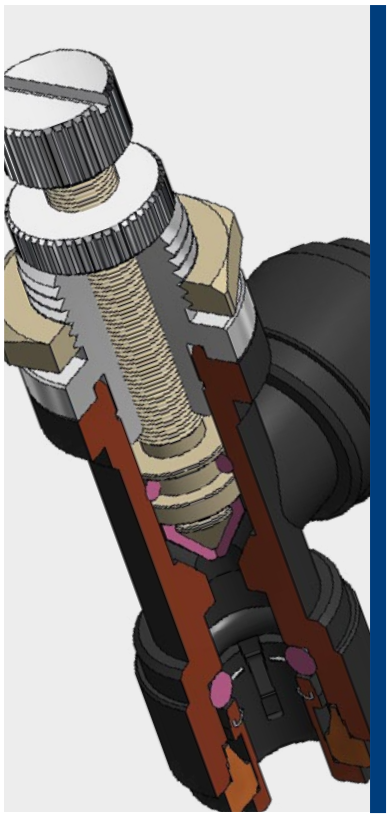

Aria secca: -20°C ÷ 90°C
Aria & Fluidi: 1°C ÷ 90°C
La massima temperatura di utilizzo è di 65°C per un uso continuo e di 90°C per un uso massimo di 5 minuti.

Pressione d'esercizio:
Fino a 10 Bar
Da 0 a 8 Bar con aria secca
Pressione negativa:
- 0,95 Bar (- 95 Kpa)
I dati dipendono dal tubo e dalla temperatura

Acqua potabile, bevande, vuoto, aria compressa, gas e fluidi compatibili con i materiali costruttivi

Polietilene, poliammide, PTFE, FEP
Tubi in metalli leggeri: Ottone, rame e acciaio dolce
Tubi in materiali duri: Vedere a pag. 100 per l'utilizzo con tubi in acciaio inox e altri metalli duri

Regolazione di flusso manuale e a cacciavite

Corpo: POM
Colletto: POM
Pinza: Acciaio inox AISI 301
Guarnizione: EPDM idoneo al contatto con alimenti
Dado & Dado di bloccaggio: Ottone nichelato
Pomello: Ottone nichelato
Vite di regolazione: Acciaio inox AISI 304

MOCA
EC 1935/2004

D.M. 174/2004

Prodotto certificato WRAS materiali a contatto con acqua potabile

Prodotto certificato ICIM materiali a contatto con alimenti

Prodotto certificato ICIM materiali a contatto con acqua

ACS

NSF51 / NSF61
Certificato NSF a nome di CDC PNEUMATICS CORP.

Prodotti conformi al regolamento CE 1907/2006

Prodotti conformi alla direttiva EU 2015/863

INSERIMENTO - TUBO METRICO

Ø TUBO (mm)	6	10
LUNGH. DI INSERIMENTO TUBO (mm)	15,5	20,1

DETTAGLI COSTRUTTIVI

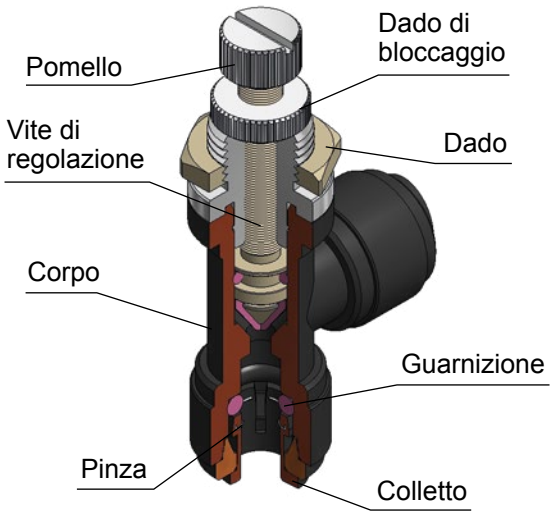

HSTU

Regolatore di flusso bidirezionale in linea, con regolazione manuale

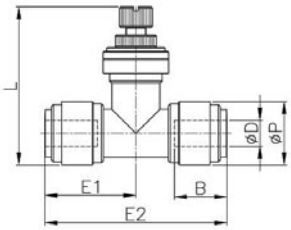

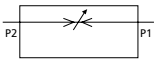

CODICE	ØD	ØP	E1	E2	L MIN	L MAX	B	g
HSTU0606B	6	15,5	22,2	44,4	37,7	42,7	16,1	20,6
HSTU1010B	10	20	26,1	52,1	44,0	49,7	19,7	39,4

HSLU

Regolatore di flusso bidirezionale a gomito, con regolazione manuale

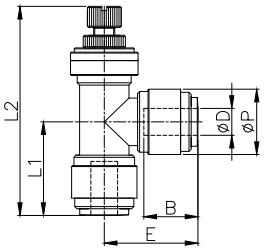

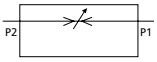

CODICE	ØD	ØP	L1	L2 MIN	L2 MAX	E	B	g
HSLU0606B	6	15,5	22,2	49,6	53,6	22,2	16,1	20,3
HSLU1010B	10	20	25,0	59,0	64,7	26,0	19,7	39,0

HSTB

Regolatore di flusso bidirezionale in linea, passaparete, con regolazione manuale

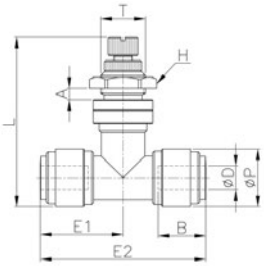

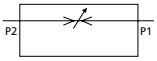

CODICE	ØD	ØP	T	E1	E2	L MIN	L MAX	A	B	H	g
HSTB0606B	6	15,5	M12xP1	22,2	44,4	45,5	50,4	5,0	16,1	16	28,9
HSTB1010B	10	20	M15xP1	26,1	52,1	52,7	58,4	6,0	19,7	19	54,0

HSLB

Regolatore di flusso bidirezionale a gomito, passaparete, con regolazione manuale

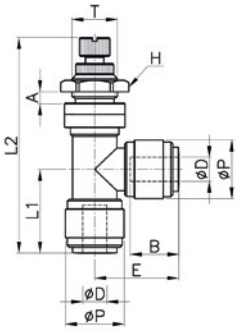

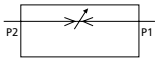

CODICE	ØD	ØP	T	L1	L2 MIN	L2 MAX	E	A	B	H	g
HSLB0606B	6	15,5	M12x1,0	22,2	57,1	61,3	22,2	5,0	16,1	16	28,7
HSLB1010B	10	20	M15x1,0	25,0	67,7	73,4	26,0	6,0	19,7	19	54,0



-20°C ÷ 150°C

Pressione d'esercizio: 10 Bar

Aria compressa, acqua potabile e fluidi compatibili con i materiali costruttivi

Cilindrica gas BSPP ISO 228 G1/4"

Regolazione di flusso manuale

Corpo: Ottone giallo CW510L conforme NSF/ANSI 372
Vite di regolazione: Ottone giallo CW510L conforme NSF/ANSI 372
O-ring: FKM Perox conforme alla direttiva FDA
Pomello: Ottone giallo CW510L conforme NSF/ANSI 372

Materiali in conformità a MOCA - EC 1935/2004 e D.M.174/2004

NSF/ANSI 169

SILICONE FREE

Prodotti conformi al regolamento CE 1907/2006

Prodotti conformi alla direttiva EU 2015/863

LEAD FREE

È conforme ai requisiti relativi al contenuto di piombo per l'impianto idraulico "LEAD FREE" (U.S. Safe Drinking Water Act).

DETTAGLI COSTRUTTIVI

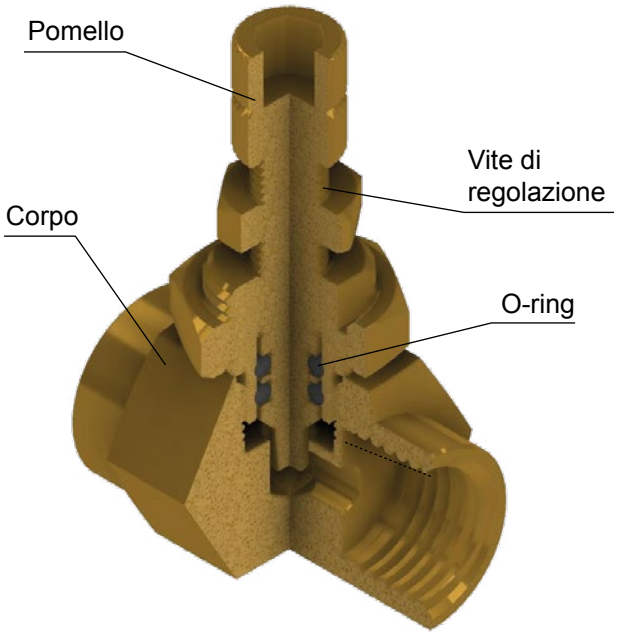

LFSF-B

Regolatore di flusso in linea bidirezionale, passaparete, F/F cilindrico BSPP, con regolazione manuale

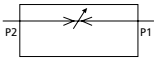

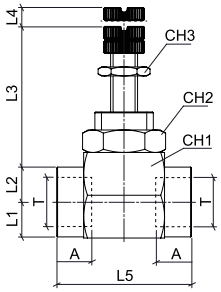

CODICE	T	L1	L2	L3	L4	L5	A	CH1	CH2	CH3
LFSF-B02	G 1/4"	8,0	10,5	22,5	5,0	30,0	9,5	19	16	10

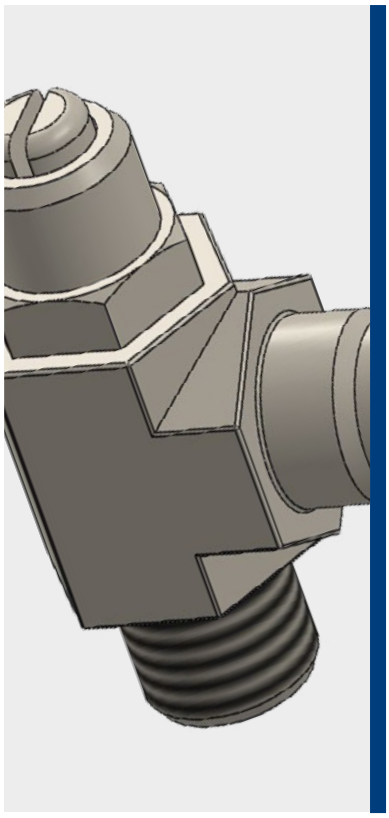

-20°C ÷ 120°C

Pressione d'esercizio:
Fino a 10 Bar

Aria compressa e fluidi compatibili con i materiali costruttivi

Cilindrica gas BSPP ISO 228 da G1/8" a G1/2" con O-ring

Polietilene PE, poliammide PA, PTFE, FEP

Regolazione di flusso a cacciavite

Corpo: Acciaio inox AISI 316
Pinza di tenuta: Acciaio inox AISI 316
Guarnizione: Viton
O-ring: Viton

SILICONE FREE

Prodotti conformi al regolamento CE 1907/2006

Prodotti conformi alla direttiva EU 2015/863

DETTAGLI COSTRUTTIVI

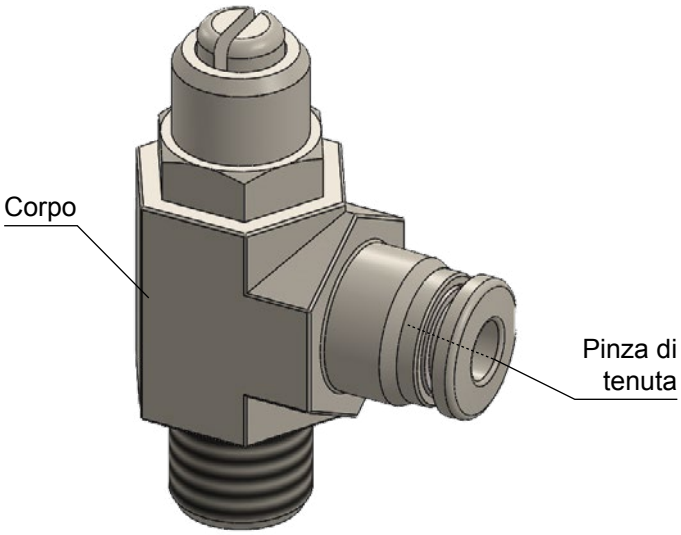

SCARICO (PER CILINDRI)

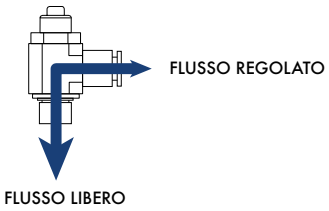

SXSC-D

Regolatore di flusso unidirezionale a banjo, cilindrico BSPP per cilindri, con regolazione a cacciavite

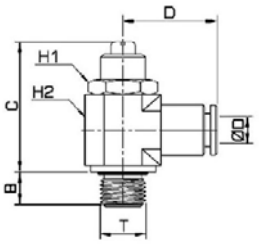

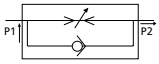

CODICE	ØD	T	B	C	D	E	H1	H2	g
SXSC06G01-D	6	G 1/8"	6	36	24	8	14,3	14,3	44
SXSC06G02-D		G 1/4"	8	42	27	12	17,4	19	84
SXSC08G01-D	8	G 1/8"	6	36	24	8	14,3	16	46
SXSC08G02-D		G 1/4"	8	42	27	12	17,4	19	80
SXSC10G02-D	10	G 1/4"	8	42	27	12	17,4	19	83

SXSC-DF

Regolatore di flusso unidirezionale a banjo, cilindrico BSPP per cilindri, con regolazione a cacciavite

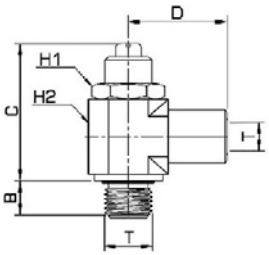

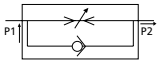

CODICE	T	B	C	D	E	H1	H2	g
SXSC01-DF	G 1/8"	6	36	20	8	14,3	14,3	42
SXSC02-DF	G 1/4"	8	42	25	12	17,4	19	87
SXSC03-DF	G 3/8"	8	49	28	12	20,6	22	141
SXSC04-DF	G 1/2"	10	60	31	15	24,0	27	213

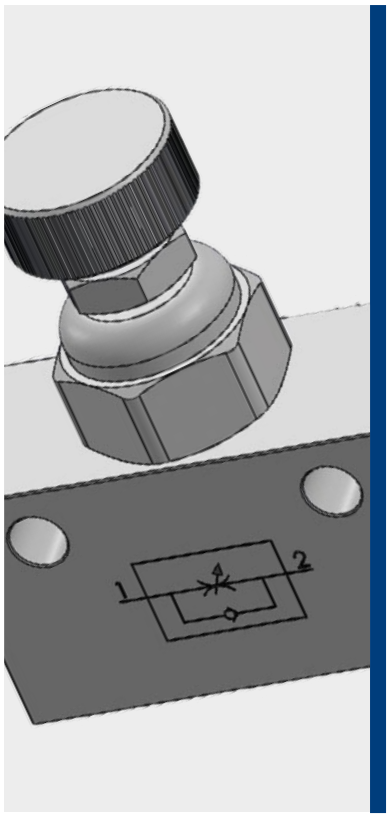

-10°C ÷ 120°C
per regolatori unidirezionali
-25°C ÷ 120°C
per regolatori bidirezionali

Pressione d'esercizio per regolatori unidirezionali:
Da 1 a 16 Bar
Pressione d'esercizio per regolatori bidirezionali:
Da 0 a 40 Bar

Solo aria per regolatore unidirezionale.
Aria e fluidi compatibili con i materiali costruttivi per il regolatore bidirezionale

- Cilindrica gas BSPP ISO 228
  da G1/8" a G1/2"
- NPT
  da N1/4" e N1/2"

Regolazione di flusso manuale con dado di bloccaggio

Corpo: Acciaio inox AISI 316
Pomello: Acciaio inox AISI 316
Vite di regolazione: Acciaio inox AISI 316
Dado di bloccaggio: Acciaio inox AISI 316
Guarnizione: Viton

SILICONE FREE

Prodotti conformi al regolamento CE 1907/2006

Prodotti conformi alla direttiva EU 2015/863

DETTAGLI COSTRUTTIVI

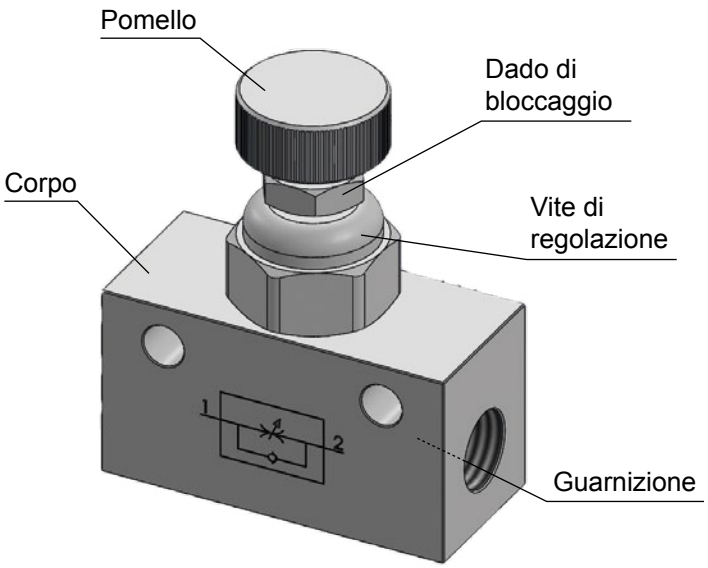

XSFC-U

Regolatore di flusso in linea unidirezionale, femmina BSPP, con regolazione manuale

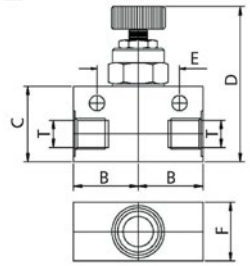

CODICE	T	B	C	D	E	F	g
XSFC-U01	G 1/8"	16,0	22,0	47,0	22,0	16,0	250
XSFC-U02	G 1/4"	27,5	32,0	56,0	31,8	25,0	350
XSFC-U03	G 3/8"	27,5	32,0	56,0	31,8	25,0	485
XSFC-U04	G 1/2"	32,0	38,0	62,0	35,0	28,0	625

XSFC-U-N

Regolatore di flusso in linea unidirezionale, femmina NPT, con regolazione manuale

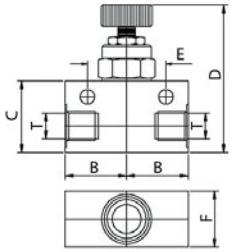

CODICE	T	B	C	D	E	F	g
XSFC-U-N02	N 1/4"	27,5	32,0	56,0	31,8	25,0	350
XSFC-U-N04	N 1/2"	32,0	38,0	62,0	35,0	28,0	625

XSFC-B

Regolatore di flusso in linea bidirezionale, femmina BSPP, con regolazione manuale

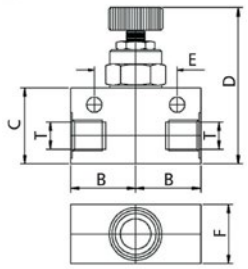

CODICE	T	B	C	D	E	F	g
XSFC-B01	G 1/8"	16,0	22,0	47,0	22,0	16,0	250
XSFC-B02	G 1/4"	27,5	32,0	56,0	31,8	25,0	350
XSFC-B03	G 3/8"	27,5	32,0	56,0	31,8	25,0	485
XSFC-B04	G 1/2"	32,0	38,0	62,0	35,0	28,0	625

XSFC-B-N

Regolatore di flusso in linea bidirezionale, femmina NPT, con regolazione manuale

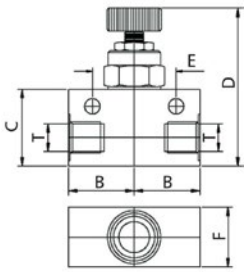

CODICE	T	B	C	D	E	F	g
XSFC-B-N02	N 1/4"	27,5	32,0	56,0	31,8	25,0	350
XSFC-B-N04	N 1/2"	32,0	38,0	62,0	35,0	28,0	625

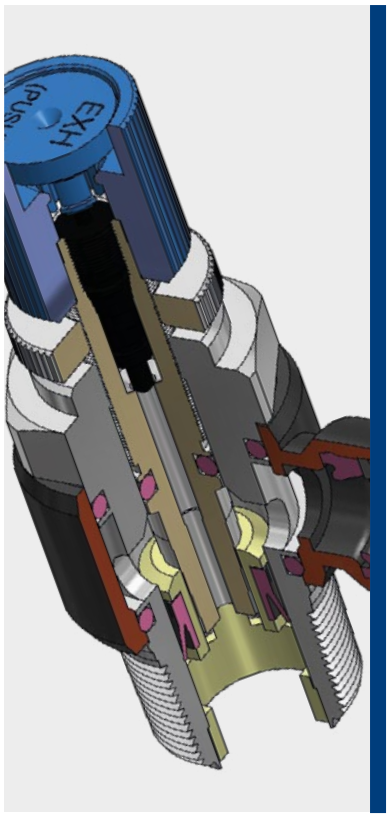

0°C ÷ 60°C

Pressione d'esercizio:
10 Bar

Aria compressa
(da non utilizzare con acqua)

- Conica gas BSPT ISO 7
  da R1/8″ a R1/2″ preteflonata
- Cilindrica gas BSPP ISO 228
  con OR da G1/8″ a G1/2″

Poliammide PA,
Poliuretano PU,
Polietilene PE

Regolazione di flusso manuale

Corpo: Ottone nichelato e PBT
Colletto: POM
Collare: Zinco
Pinza: Acciaio inox AISI 301
Distanziale: POM
Guarnizione: NBR
O-ring: NBR
Pomello: Alluminio
Bottone: POM
Ghiera di fissaggio: Ottone nichelato

SILICONE FREE

Prodotti conformi al regolamento CE 1907/2006

Prodotti conformi alla direttiva EU 2015/863

DETTAGLI COSTRUTTIVI

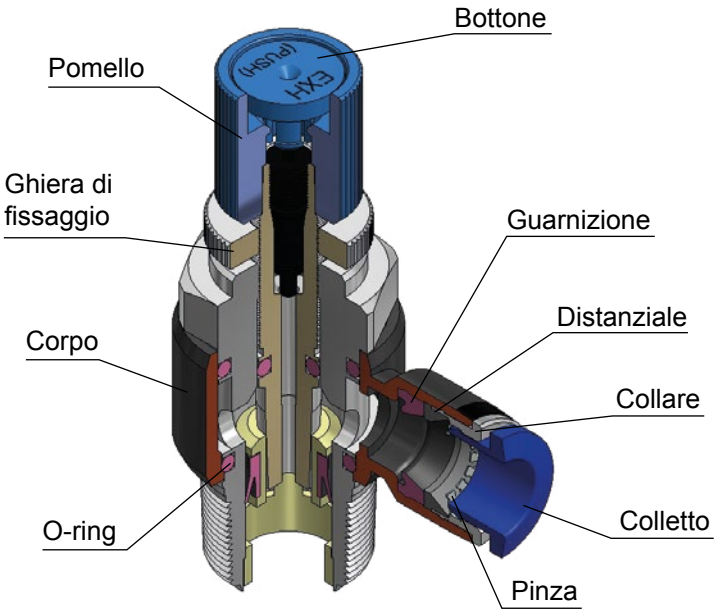

SCARICO DEL FLUSSO

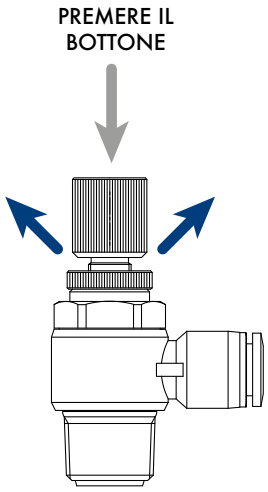

COPPIA DI SERRAGGIO
CONICA GAS BSPT ISO 7

FILETTO	1/8″	1/4″	3/8″	1/2″
Nm	7	12	22	28

COPPIA DI SERRAGGIO
CILINDRICA GAS BSPP ISO 228 & METRICA ISO 262

FILETTO	1/8″	1/4″	3/8″	1/2″
Nm	10	15	25	40

NSCP-R

Regolatore di flusso unidirezionale a banjo con scarico manuale, filetto conico BSPT

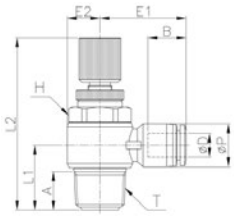

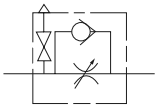

CODICE	ØD	T	ØP	L1	L2 MIN	L2 MAX	E1	E2	A	B	H	g
NSCP04R01	4	R 1/8"	10,5	15,1	52,4	57,6	23,3	7,0	8,2	15,3	11	29,1
NSCP04R02		R 1/4"	10,5	18,4	51,3	57,1	25,3	9,0	11,0	15,3	15	40,2
NSCP06R01	6	R 1/8"	12,5	15,1	52,4	57,6	24,2	7,0	8,2	16,4	11	29,8
NSCP06R02		R 1/4"	12,5	18,4	51,3	57,1	26,2	9,0	11,0	16,4	15	41,1
NSCP06R03		R 3/8"	12,5	21,9	57,0	64,4	27,7	11,0	12,2	16,4	19	65,7
NSCP06R04		R 1/2"	12,5	26,5	63,4	70,6	30,8	14,0	16,5	16,4	24	103,0
NSCP08R01	8	R 1/8"	14,5	16,2	52,4	57,6	25,9	7,0	8,2	18,3	11	30,8
NSCP08R02		R 1/4"	14,5	19,2	51,3	57,1	27,9	9,0	11,0	18,3	15	42,1
NSCP08R03		R 3/8"	14,5	21,9	57,0	64,4	28,9	11,0	12,2	18,3	19	66,6
NSCP08R04		R 1/2"	14,5	26,5	63,4	70,6	31,8	14,0	16,5	18,3	24	103,8
NSCP10R01	10	R 1/8"	17,5	17,7	52,4	57,6	27,9	7,0	8,2	19,7	11	32,6
NSCP10R02		R 1/4"	17,5	20,7	51,3	57,1	29,9	9,0	11,0	19,7	15	43,9
NSCP10R03		R 3/8"	17,5	23,2	57,0	64,4	31,0	11,2	12,2	19,7	19	68,3
NSCP10R04		R 1/2"	17,5	26,5	63,4	70,6	33,4	14,0	16,5	19,7	24	105,5
NSCP12R02	12	R 1/4"	20,5	22,2	51,3	57,1	33,3	9,0	11,0	22,4	15	46,9
NSCP12R03		R 3/8"	20,5	24,0	57,0	64,4	33,7	11,5	12,2	21,9	19	71,1
NSCP12R04		R 1/2"	20,5	28,0	63,4	70,6	36,1	14,0	16,5	21,9	24	107,9

NSCP-G

Regolatore di flusso unidirezionale a banjo con scarico manuale, filetto cilindrico BSPP

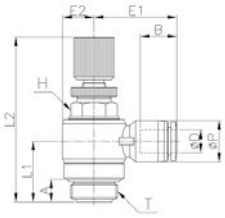

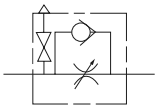

CODICE	ØD	T	ØP	L1	L2 MIN	L2 MAX	E1	E2	A	B	H	g
NSCP04G01	4	G 1/8"	10,5	15,1	52,4	57,6	23,3	7,0	6,0	15,3	11	30,3
NSCP04G02		G 1/4"	10,5	17,6	51,3	57,1	25,3	9,0	8,0	15,3	12	39,0
NSCP06G01	6	G 1/8"	12,5	15,1	52,4	57,6	24,2	7,0	6,0	16,4	11	31,1
NSCP06G02		G 1/4"	12,5	17,6	51,3	57,1	26,2	9,0	8,0	16,4	12	39,7
NSCP06G03		G 3/8"	12,5	21,4	57,0	64,4	27,7	11,0	8,0	16,4	14	63,7
NSCP06G04		G 1/2"	12,5	22,9	63,4	70,6	30,8	14,0	9,0	16,4	17	97,5
NSCP08G01	8	G 1/8"	14,5	14,0	52,4	57,6	25,9	7,0	6,0	18,3	11	32,0
NSCP08G02		G 1/4"	14,5	16,9	51,3	57,1	27,9	9,0	8,0	18,3	12	40,8
NSCP08G03		G 3/8"	14,5	21,4	57,0	64,4	28,9	11,0	8,0	18,3	14	64,7
NSCP08G04		G 1/2"	14,5	22,9	63,4	70,6	31,8	14,0	9,0	18,3	17	98,5
NSCP10G01	10	G 1/8"	17,5	17,7	52,4	57,6	28,1	7,0	6,0	19,7	11	33,8
NSCP10G02		G 1/4"	17,5	18,9	51,3	57,1	29,9	9,0	8,0	19,7	12	42,5
NSCP10G03		G 3/8"	17,5	20,1	57,0	64,4	31,0	11,2	8,0	19,7	14	66,3
NSCP10G04		G 1/2"	17,5	22,9	63,4	70,6	33,4	14,0	9,0	19,7	17	99,8
NSCP12G02	12	G 1/4"	20,5	20,4	51,3	57,1	33,3	9,0	8,0	22,4	12	45,4
NSCP12G03		G 3/8"	20,5	19,3	57,0	64,4	33,7	11,5	8,0	21,9	14	69,0
NSCP12G04		G 1/2"	20,5	21,7	63,4	70,6	36,1	14,0	9,0	21,9	17	102,8

NSSP-R

Regolatore di flusso unidirezionale a banjo con scarico manuale, filetto conico BSPT

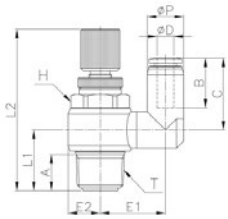

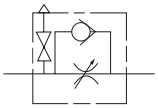

CODICE	ØD	T	ØP	L1	L2 MIN	L2 MAX	E1	E2	A	B	H	C	g
NSSP04R01	4	R 1/8"	10,5	15,1	52,4	57,6	14,3	7,0	8,2	14,8	11	20,3	28,5
NSSP04R02		R 1/4"	10,5	18,4	51,3	57,1	17,8	9,2	11,0	14,8	15	20,3	40,3
NSSP06R01	6	R 1/8"	12,5	15,6	52,4	57,6	15,0	7,0	8,2	16,4	11	24,0	29,9
NSSP06R02		R 1/4"	12,5	18,4	51,3	57,1	20,3	9,2	11,0	16,4	15	25,9	42,8
NSSP06R03		R 3/8"	12,5	21,9	57,0	64,4	23,3	11,5	12,2	16,4	19	25,9	65,9
NSSP08R01	8	R 1/8"	14,8	15,6	52,4	57,6	16,2	7,0	8,2	18,3	11	24,9	30,9
NSSP08R02		R 1/4"	14,8	18,4	51,3	57,1	19,3	9,2	11,0	18,3	15	28,3	43,9
NSSP08R03		R 3/8"	14,8	22,4	57,0	64,4	24,6	11,5	12,2	18,3	19	29,3	67,0
NSSP08R04		R 1/2"	14,8	26,6	63,4	70,6	26,6	14,3	16,5	18,3	24	29,3	104,8
NSSP10R02	10	R 1/4"	17,5	18,4	51,3	57,1	20,3	9,2	11,0	20,2	15	30,7	44,1
NSSP10R03		R 3/8"	17,5	22,4	57,0	64,4	24,6	11,5	12,2	20,2	19	31,7	68,8
NSSP10R04		R 1/2"	17,5	26,7	63,4	70,6	26,7	14,3	16,5	20,2	24	33,1	108,0
NSSP12R02	12	R 1/4"	20,5	18,4	51,3	57,1	21,8	9,2	11,0	22,9	15	33,4	46,0
NSSP12R03		R 3/8"	20,5	22,4	57,0	64,4	24,6	11,5	12,2	22,9	19	34,4	75,1
NSSP12R04		R 1/2"	20,5	26,7	63,4	70,6	26,7	14,3	16,5	22,9	24	35,8	110,8

NSSP-G

Regolatore di flusso unidirezionale a banjo con scarico manuale, filetto cilindrico BSPP

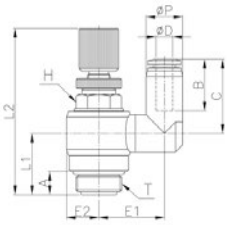

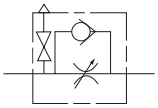

CODICE	ØD	T	ØP	L1	L2 MIN	L2 MAX	E1	E2	A	B	H	C	g
NSSP04G01	4	G 1/8"	10,5	15,1	52,4	57,6	14,3	7,0	6,0	14,8	11	20,3	29,7
NSSP04G02		G 1/4"	10,5	17,6	51,3	57,1	17,8	9,2	8,0	14,8	12	20,2	39,1
NSSP06G01	6	G 1/8"	12,5	15,6	52,4	57,6	15,0	7,0	6,0	16,4	11	24,0	31,2
NSSP06G02		G 1/4"	12,5	18,4	51,3	57,1	20,3	9,2	8,0	16,4	12	25,9	41,4
NSSP06G03		G 3/8"	12,5	21,9	57,0	64,4	23,3	11,5	8,0	16,4	14	25,9	63,9
NSSP08G01	8	G 1/8"	14,8	15,6	52,4	57,6	16,2	7,0	6,0	18,3	11	24,9	32,1
NSSP08G02		G 1/4"	14,8	17,6	51,3	57,1	19,3	9,2	8,0	18,3	12	28,3	42,6
NSSP08G03		G 3/8"	14,8	21,9	57,0	64,4	24,6	11,5	8,0	18,3	14	29,3	65,1
NSSP08G04		G 1/2"	14,8	23,0	63,4	70,6	26,6	14,3	9,0	18,3	17	29,3	99,5
NSSP10G02	10	G 1/4"	17,5	17,6	51,3	57,1	20,3	9,2	8,0	20,2	12	30,7	42,7
NSSP10G03		G 3/8"	17,5	21,9	57,0	64,4	24,6	11,5	8,0	20,2	14	31,7	65,8
NSSP10G04		G 1/2"	17,5	23,2	63,4	70,6	26,7	14,3	9,0	20,2	17	33,1	102,3
NSSP12G02	12	G 1/4"	20,5	17,6	51,3	57,1	21,8	9,2	8,0	22,9	12	33,4	44,5
NSSP12G03		G 3/8"	20,5	21,9	57,0	64,4	24,6	11,5	8,0	22,9	14	34,4	73,0
NSSP12G04		G 1/2"	20,5	23,2	63,4	70,6	26,7	14,3	9,0	22,9	17	35,8	105,7

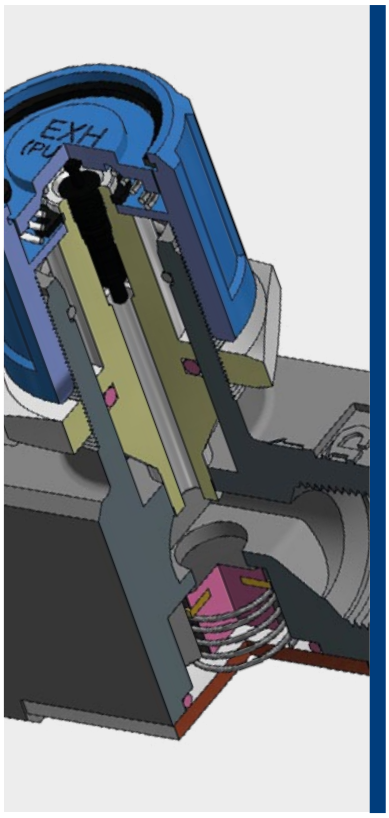

0°C ÷ 60°C

Pressione d'esercizio:
10 Bar

Aria compressa
(da non utilizzare con acqua)

Conica gas BSPT ISO 7
da R1/8" a R1/2"

Regolazione di flusso manuale

Corpo: Zinco e alluminio
(Alluminio per NSFP-R04)
Spillo: Ottone
(Alluminio per NSFP-R04)
Molla: Acciaio inox AISI 304
Pomello: Alluminio
(Zinco per NSFP-R04)
Bottone: POM
Anello di arresto: Acciaio inox AISI 304
Guarnizione anello scorrevole: Ottone e NBR
Perno: Ottone
O-ring: NBR
Dado: Ottone
(Alluminio per NSFP-R04)
Cover: Acciaio

SILICONE FREE

REACH COMPLIANT — Prodotti conformi al regolamento CE 1907/2006

RoHS3 — Prodotti conformi alla direttiva EU 2015/863

DETTAGLI COSTRUTTIVI

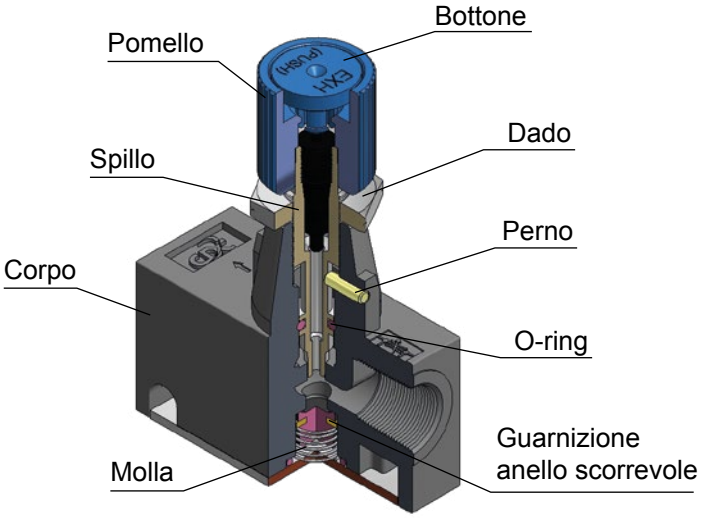

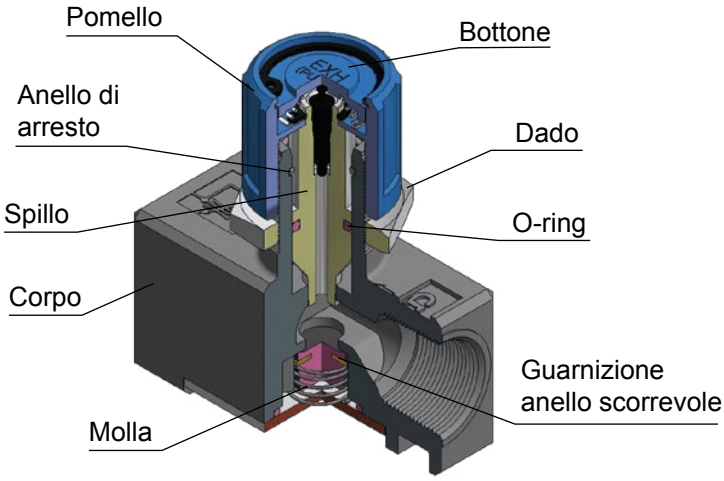

COPPIA DI SERRAGGIO
CONICA GAS BSPT ISO 7

FILETTO	1/8"	1/4"	3/8"	1/2"
Nm	1,5	1,5	3	3

NSFP

Regolatore di flusso in linea con scarico manuale, conico BSPT

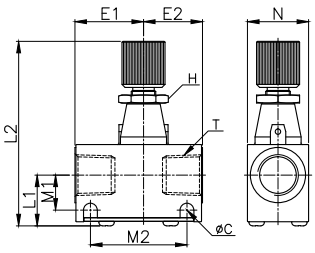

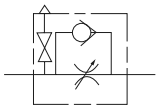

CODICE	T	L1	L2	L2	E1	E2	N	ØC	H	M1	M2	g
NSFP-R01	R 1/8"	15.5	57.2	62.2	22.2	16.1	16.0	4.5	12	10.1	28.8	86.8
NSFP-R02	R 1/4"	17.1	60.3	65.5	22.3	19.2	19.9	4.5	14	11.4	31.4	118.8
NSFP-R03	R 3/8"	20.5	70.3	77.9	31.3	24.7	26.0	5.4	14	13.1	45.2	120.6

NSFP

Regolatore di flusso in linea con scarico manuale, conico BSPT

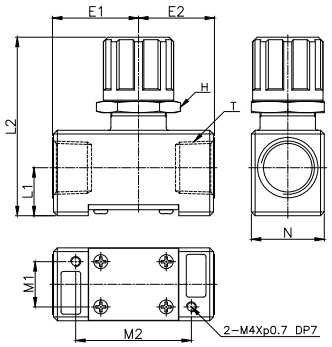

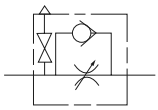

CODICE	T	L1	L2	L2	E1	E2	N	H	M1	M2	g
NSFP-R04	R 1/2"	19.1	71.0	80.6	34.2	30.2	29.0	29	18.0	46.0	183.3

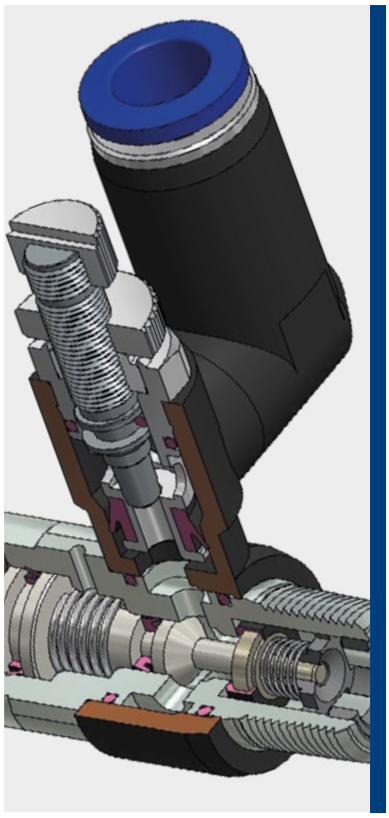

0°C ÷ 60°C

Pressione d'esercizio:
10 Bar
Pressione negativa:
- 0,95 Bar (- 95 Kpa)
Pressione min. di pilotaggio:
Oltre il 50% della pressione d'esercizio (oltre 1 Bar)

Aria compressa & vuoto
(da non utilizzare con acqua)

- Conica gas BSPT ISO 7
da R1/8" a R1/2" teflonato
- Cilindrica gas BSPP ISO 228
da G1/8" a G1/2"

Poliammide PA, Poliuretano PU

Regolazione di flusso manuale

Corpo: Ottone nichelato e PBT
Colletto: POM
Collare: Zinco
Pinza: Acciaio inox AISI 301
Distanziale: POM
Guarnizione: NBR
O-ring: NBR
Pomello: Ottone nichelato
Ghiera di fissaggio: Ottone nichelato

SILICONE FREE

Prodotti conformi al regolamento CE 1907/2006

Prodotti conformi alla direttiva EU 2015/863

DETTAGLI COSTRUTTIVI

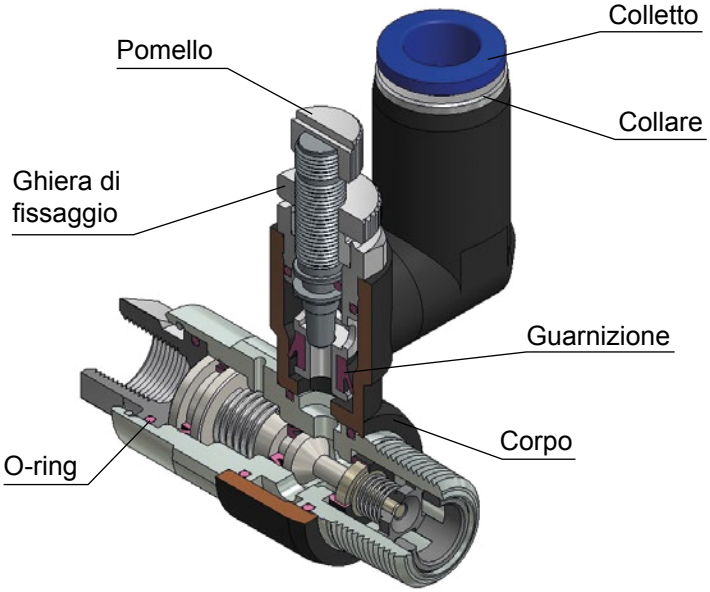

ESEMPI DI APPLICAZIONI

Esempi di applicazioni per arresti intermedi temporanei e arresti d'emergenza.

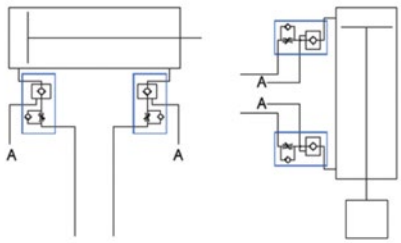

Montati in coppia su cilindri assicurano il blocco dello stelo in caso di assenza d'aria e contemporaneamente le regolazione del flusso.

Offrono inoltre la possibilità di ottenere delle posizioni intermedie anche con carichi applicati.

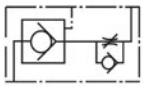

COPPIA DI SERRAGGIO
CONICA GAS BSPT ISO 7

FILETTO	1/8"	1/4"	3/8"	1/2"
Nm	7	12	22	28

COPPIA DI SERRAGGIO
CILINDRICA GAS BSPP ISO 228 & METRICA ISO 262

FILETTO	1/8"	1/4"	3/8"	1/2"
Nm	10	15	25	40

CARATTERISTICHE

I regolatori di flusso a doppia funzione hanno una valvola unidirezionale integrata per blocco pneumatico.

DIAGRAMMI DI FLUSSO

PVSC 06-01
PVSC 08-01

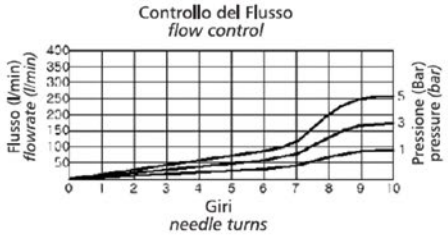

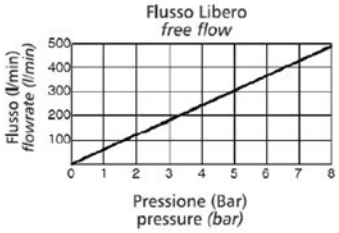

PVSC 06-02
PVSC 08-02

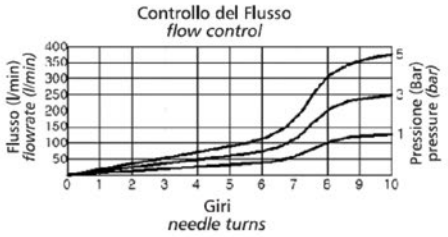

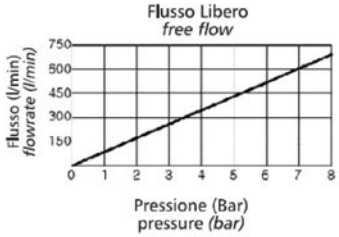

PVSC 08-03
PVSC 10-03
PVSC 12-03

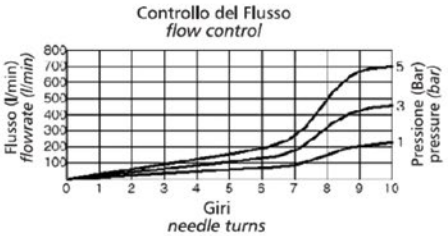

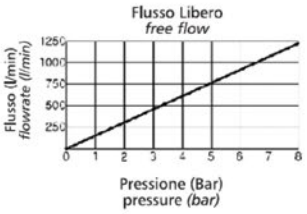

PVSC 10-04
PVSC 12-04

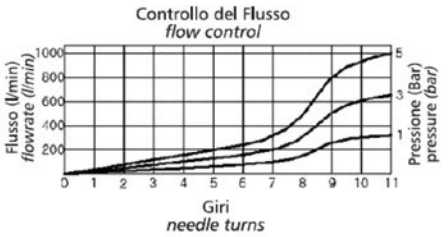

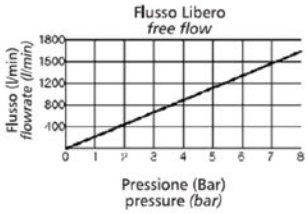

PVSC-R

Regolatore di flusso con valvola di blocco pilotata, conico BSPT, con regolazione manuale

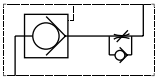

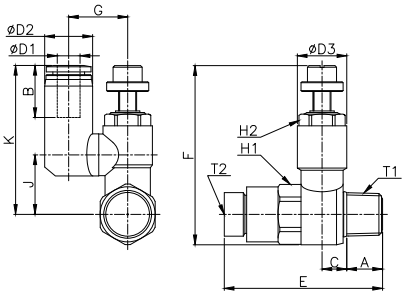

CODICE	ØD	T1	T2	A	B	ØD1	ØD2	ØD3	C	E	F MIN	F MAX	G	J	K	H1	H2	g
PVSC06R01	6	R 1/8"	M5x0,8	8,0	17,0	6,0	12,6	12,1	8,0	35,4	43,6	48,4	16,1	14,9	38,9	12	10	30,4
PVSC06R02		R 1/4"	R 1/8"	10,5	17,0	6,0	12,6	15,4	7,6	42,0	55,4	60,4	19,4	18,4	44,3	17	13	63,5
PVSC08R01	8	R 1/8"	M5x0,8	8,0	19,1	8,0	14,9	12,1	8,0	35,4	43,6	48,4	17,3	14,9	39,8	12	10	33,6
PVSC08R02		R 1/4"	R 1/8"	10,5	19,1	8,0	14,9	15,4	7,6	42,0	55,4	60,4	18,4	18,4	46,7	17	13	66,3
PVSC08R03		R 3/8"	R 1/8"	11,4	19,1	8,0	15,1	20,3	9,6	49,7	58,4	63,4	23,4	21,4	50,7	19	17	101,3
PVSC10R02	10	R 1/4"	R 1/8"	10,5	20,2	10,0	17,6	15,4	7,6	42,0	55,4	60,4	19,2	18,4	49,1	17	13	70,2
PVSC10R03		R 3/8"	R 1/8"	11,4	20,2	10,0	17,6	20,3	9,6	49,7	58,4	63,4	23,4	21,4	53,0	19	17	105,2
PVSC10R04		R 1/2"	R 1/4"	14,4	20,2	10,0	17,6	27,3	12,8	59,8	72,0	78,0	26,4	31,3	64,4	24	23	203,3
PVSC12R03	12	R 3/8"	R 1/8"	11,4	22,7	12,0	20,6	20,3	9,6	49,7	58,4	63,4	23,4	21,4	54,8	19	17	110,0
PVSC12R04		R 1/2"	R 1/4"	14,4	22,7	12,0	20,6	27,3	12,8	59,8	72,0	78,0	26,4	31,3	67,2	24	23	235,0

PVSC-G

Regolatore di flusso con valvola di blocco pilotata, cilindrico BSPP, con regolazione manuale

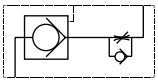

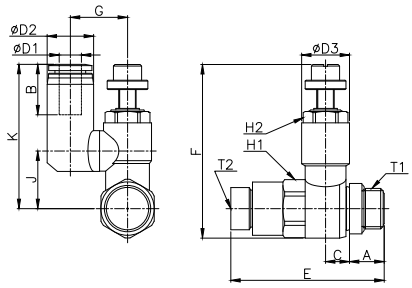

CODICE	ØD	T1	T2	A	B	ØD1	ØD2	ØD3	C	E	F MIN	F MAX	G	J	K	H1	H2	g
PVSC06G01	6	G 1/8"	M5x0,8	5,0	17,0	6,0	12,6	12,1	11,0	35,4	43,6	48,4	16,1	14,9	38,9	12	10	38,9
PVSC06G02		G 1/4"	G 1/8"	6,5	17,0	6,0	12,6	15,4	11,6	42,0	55,4	60,4	19,4	18,4	44,3	17	13	75,7
PVSC08G01	8	G 1/8"	M5x0,8	5,0	19,1	8,0	14,9	12,1	11,0	35,4	43,6	48,4	17,3	14,9	39,8	12	10	40,7
PVSC08G02		G 1/4"	G 1/8"	6,5	19,1	8,0	14,9	15,4	11,6	42,0	55,4	60,4	18,4	18,4	46,7	17	13	77,6
PVSC08G03		G 3/8"	G 1/8"	7,0	19,1	8,0	15,1	20,3	14,0	49,7	58,4	63,4	23,4	21,4	50,7	19	17	129,3
PVSC10G02	10	G 1/4"	G 1/8"	6,5	20,2	10,0	17,6	15,4	11,6	42,0	55,4	60,4	19,2	18,4	49,1	17	13	70,2
PVSC10G03		G 3/8"	G 1/8"	7,0	20,2	10,0	17,6	20,3	14,0	49,7	58,4	63,4	23,4	21,4	53,0	19	17	131,2
PVSC10G04		G 1/2"	G 1/4"	8,5	20,2	10,0	17,6	27,3	18,7	59,8	72,0	78,0	26,4	31,3	64,4	24	23	240,6
PVSC12G03	12	G 3/8"	G 1/8"	7,0	22,7	12,0	20,6	20,3	14,0	49,7	58,4	63,4	23,4	21,4	54,8	19	17	135,0
PVSC12G04		G 1/2"	G 1/4"	8,5	22,7	12,0	20,6	27,3	18,7	59,8	72,0	78,0	26,4	31,3	67,2	24	23	244,6